

COLLECTIONS 2024



PAGE OF CONTENT



Intro and past project.....	1-14
2cm options.....	15-240
3cm options.....	241-315
5cm options.....	316-339
1cm options.....	340-365
Special Pieces + Install.....	366-400

CHINA



ITALY



ITALY



USA



USA



MALTA



GREECE



UAE



SAN MARINO



KOREA



ISRAEL



SWITZERLAND



NETHERLANDS




GERMANY



TAIWAN



USA



UKRAINE




BELGIUM



ITALY



USA



TAIWAN



NETHERLANDS



FRANCE



ITALY



UNITED KINGDOM




GERMANY



SIZE RANGE

FORMATI DI GAMMA - SORTIMENTSGRÖSSE - FORMATS DE GAMME



120x240x2 cm
48"x96"x0.8"

80x180x2 cm
32"x72"x0.8"

40x180x2 cm
16"x72"x0.8"


120x120x2 cm
48"x48"x0.8"

100x100x2 cm
40"x40"x0.8"

90x90x2 cm
36"x36"x0.8"



80x80x2 cm
32"x32"x0.8"




50x100x2 cm
20"x40"x0.8"




60x90x2 cm
24"x36"x0.8"




60x60x2 cm
24"x24"x0.8"




60x120x2 cm
24"x48"x0.8"




40x120x2 cm
16"x48"x0.8"



45x90x2 cm
18"x36"x0.8"



40,8x61,4x2 cm
16"x24"x0.8"



40x80x2 cm
16"x32"x0.8"



40x80x2 cm
16"x32"x0.8"



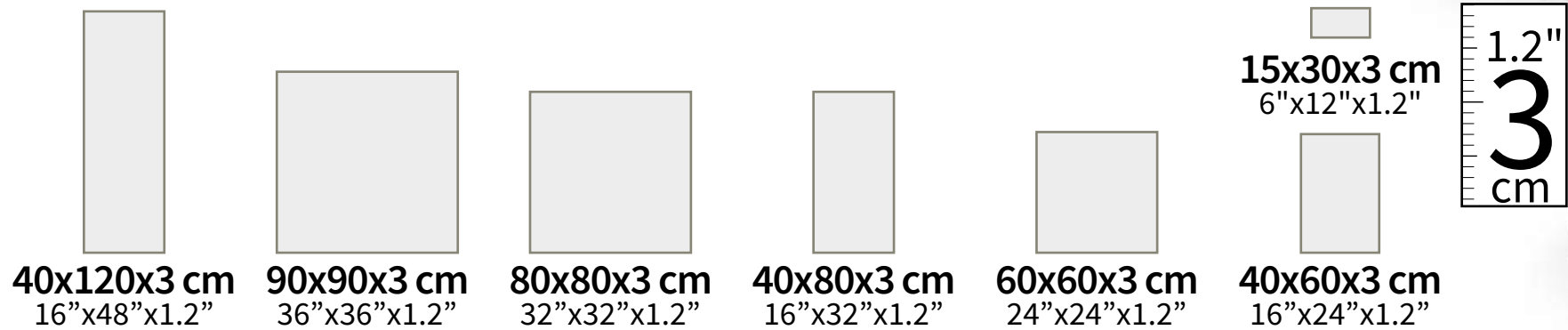
Ø 42x36x2 cm
16"x14"x0.8"



Ø 37,5x2 cm
15"x0.8"



Ø 60x52x2 cm
24"x20"x0.8"



40x120x3 cm
 16"x48"x1.2"

90x90x3 cm
 36"x36"x1.2"

80x80x3 cm
 32"x32"x1.2"

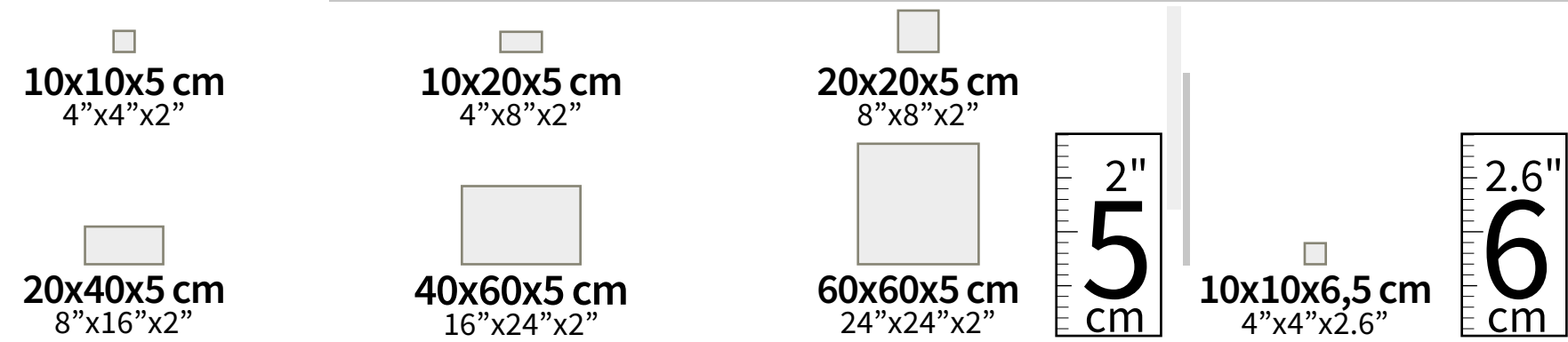
40x80x3 cm
 16"x32"x1.2"

60x60x3 cm
 24"x24"x1.2"

15x30x3 cm
 6"x12"x1.2"

40x60x3 cm
 16"x24"x1.2"

1.2"
3
 cm



10x10x5 cm
 4"x4"x2"

10x20x5 cm
 4"x8"x2"

20x20x5 cm
 8"x8"x2"

20x40x5 cm
 8"x16"x2"

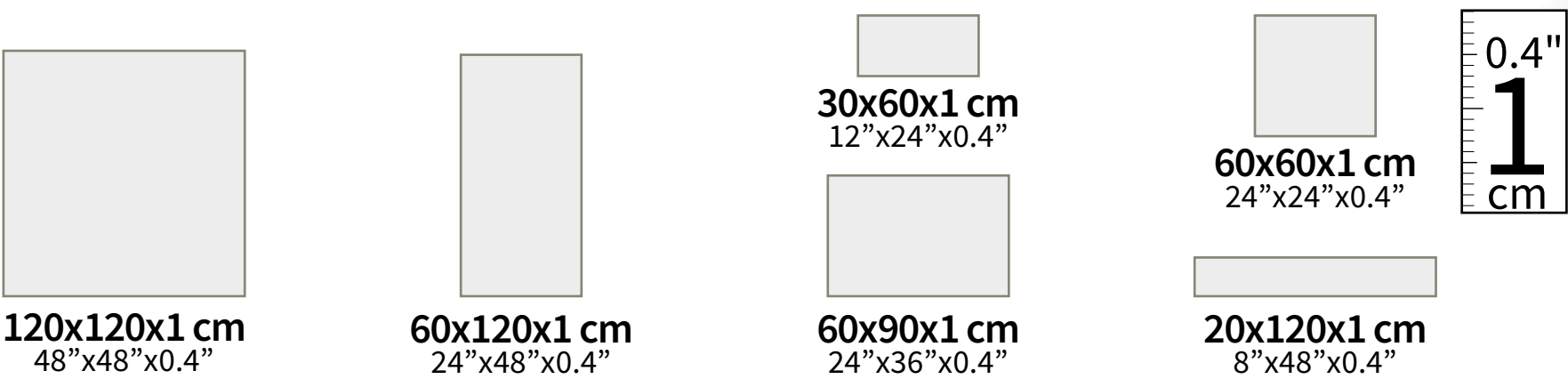
40x60x5 cm
 16"x24"x2"

60x60x5 cm
 24"x24"x2"

10x10x6,5 cm
 4"x4"x2.6"

2"
5
 cm

2.6"
6
 cm



120x120x1 cm
 48"x48"x0.4"

60x120x1 cm
 24"x48"x0.4"

30x60x1 cm
 12"x24"x0.4"

60x90x1 cm
 24"x36"x0.4"

60x60x1 cm
 24"x24"x0.4"

20x120x1 cm
 8"x48"x0.4"

0.4"
1
 cm



45x90x2 cm
18"x36"x0.8"

40x120x2 cm
16"x48"x0.8"

40x80x2 cm
16"x32"x0.8"

50x100x2 cm
20"x40"x0.8"

60x60x2 cm
24"x24"x0.8"

60x90x2 cm
24"x36"x0.8"

60x120x2 cm
24"x48"x0.8"

80x80x2 cm
32"x32"x0.8"

90x90x2 cm
36"x36"x0.8"

100x100x2 cm
40"x40"x0.8"

120x120x2 cm
48"x48"x0.8"

120x240x2 cm
48"x96"x0.8"





COLOSSEO GRIGIONI, 60x120x2 cm (24"x48"x0.8")
HONG KONG, CHINA



PAVING FOR HIGH END PROJECTS
LA PAVIMENTAZIONE PER PROGETTI DI RILIEVO
BELÄGE FÜR ANSPRUCHSVOLLE PROJEKTE
PAVAGE POUR PROJETS IMPORTANTS



MALTA



USA



ITALY





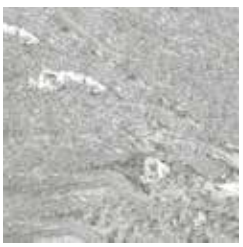
COLOSSEO GRIGIONI, 60x60x2 cm (24"x24"x0.8")
BRUSSELS, BELGIUM

0.8"
2
cm

COLOSSEO GRIGIONI



000291



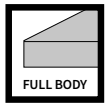
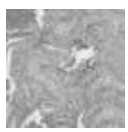
010804



012103



010801




120x120x2 cm
48"x48"x0.8"

60x120x2 cm
24"x48"x0.8"

45x90x2 cm
18"x36"x0.8"

60x60x2 cm
24"x24"x0.8"

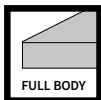



1 cm (0.4") R10 & R11 sizes in the section: - Formati da 1 cm R10 & R11 nella sezione: - Verfügbare Größen von 1 cm R10 & R11 im Bereich: - Tailles de 1 cm R10 & R11 dans la section: COMBINE Indoor & Outdoor
120x240x2cm (48"x96"x0.8") in the XXL section - 120x240x2cm nella sezione XXL - 120x240x2cm im Bereich XXL - 120x240x2cm dans la section XXL

0.8"

2
cm

COLOSSEO QUARZITE GIALLA



010701

60x60x2 cm
24"x24"x0.8"





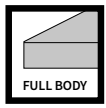
COLOSSEO QUARZITE GIALLA, 60x60x2 cm (24"x24"x0.8")
BRESCIA, ITALY



COLOSSEO FIORA, 30x60x2 cm (12"x24"x0.8")
SAN MARINO

0.8"
2
cm

COLOSSEO FIORA



000266

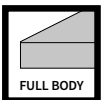
60x60x2 cm
24"x24"x0.8"



0.8"

2
cm

COLOSSEO BASALT GRAU



010601



60x60x2 cm
24"x24"x0.8"

010104



60x120x2 cm
24"x48"x0.8"





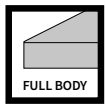
COLOSSEO BASALT GRAU, 60x60x2 cm (24"x24"x0.8")
BERGAMO, ITALY



COLOSSEO PIETRA DI GERUSALEMME, 45x90x2 cm (12"x36"x0.8")
PORDENONE, ITALY

0.8"
2
cm

COLOSSEO PIETRA DI GERUSALEMME



000295




120x120x2 cm
48"x48"x0.8"

012001



60x60x2 cm
24"x24"x0.8"

011403



45x90x2 cm
18"x36"x0.8"




1 cm (0.4") R10 sizes in the section: - Formati da 1 cm R10 nella sezione: - Verfügbare Größen von 1 cm R10 im Bereich: - Tailles de 1 cm R10 dans la section: COMBINE Indoor & Outdoor
120x240x2cm (48"x96"x0.8") in the XXL section - 120x240x2cm nella sezione XXL - 120x240x2cm im Bereich XXL - 120x240x2cm dans la section XXL

0.8"

2
cm

COLOSSEO BRESSA



000293



120x120x2 cm
48"x48"x0.8"

011001

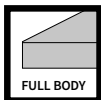


60x60x2 cm
24"x24"x0.8"

000221



60x120x2 cm
24"x48"x0.8"





COLOSSEO BRESSA, 60x120x2 cm (24"x48"x0.8")
BERGAMO, ITALY

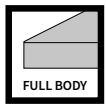


COLOSSEO PORPHYRBRAUN, 60x60x2 cm (24"x24"x0.8")
TAIPEI, TAIWAN



0.8"
2 cm

COLOSSEO PORPHYRBRAUN



011901

60x60x2 cm
24"x24"x0.8"



0.8"

2
cm

COLOSSEO BARGE



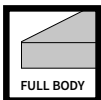
011704



011301




011703



60x120x2 cm
24"x48"x0.8"

60x60x2 cm
24"x24"x0.8"

45x90x2 cm
18"x36"x0.8"





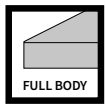
COLOSSEO BARGE, 60x60x2 cm (24"x24"x0.8")
HOUSTON, USA



COLOSSEO SILVERGRAU, 30x60x2 cm (12"x24"x0.8")
HONG KONG, CHINA

0.8"
2
cm

COLOSSEO SILVERGRAU



010304



60x120x2 cm
24"x48"x0.8"

011801



60x60x2 cm
24"x24"x0.8"



0.8"

2
cm


COLOSSEO GLETCHER GRAU



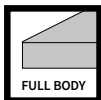
010204



012101



000381



60x120x2 cm
24"x48"x0.8"

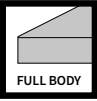
60x60x2 cm
24"x24"x0.8"

40x120x2 cm
16"x48"x0.8"



0.8"
2
cm

COLOSSEO QUARZITE SVEDESE



001057



60x120x2 cm
24"x48"x0.8"

010501



60x60x2 cm
24"x24"x0.8"

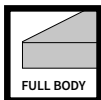



1 cm (0.4") R10 sizes in the section: - Formati da 1 cm R10 nella sezione: - Verfügbare Größen von 1 cm R10 im Bereich: - Tailles de 1 cm R10 dans la section: COMBINE Indoor & Outdoor

0.8"

2
cm

COLOSSEO TOSCANO



010901

60x60x2 cm
24"x24"x0.8"





COLOSSEO TOSCANO, 60x60x2 cm (24"x24"x0.8")
TURIN, ITALY



COLOSSEO PORFIDO LAVIS, 60x60x2 cm (24"x24"x0.8") - 60x120x2 cm (24"x48"x0.8")
BERGAMO, ITALY

0.8"
2 cm

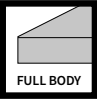
COLOSSEO PORFIDO LAVIS



000299



120x120x2 cm
48"x48"x0.8"



000222




60x120x2 cm
24"x48"x0.8"

011201



60x60x2 cm
24"x24"x0.8"

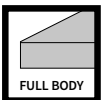


120x240x2cm (48"x96"x0.8") in the XXL section - 120x240x2cm nella sezione XXL - 120x240x2cm im Bereich XXL - 120x240x2cm dans la section XXL

0.8"

2
cm

COLOSSEO QUARZITE WHITE



011701

60x60x2 cm
24"x24"x0.8"



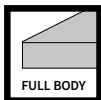



COLOSSEO QUARZITE WHITE 30x60x2 cm (12"x24"x0.8"), COLOSSEO BRESSA 30x60x2 cm (12"x24"x0.8")
MILAN, ITALY

0.8"

2
cm

COLOSSEO DORATO



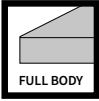
010401

60x60x2 cm
24"x24"x0.8"



0.8"
2
cm

COLOSSEO LUSERNA BAGNOLO



000301



120x120x2 cm
48"x48"x0.8"

011101



60x60x2 cm
24"x24"x0.8"




120x240x2cm (48"x96"x0.8") in the XXL section - 120x240x2cm nella sezione XXL - 120x240x2cm im Bereich XXL - 120x240x2cm dans la section XXL

0.8"

2
cm

COLOSSEO TIPOVALS



000297



011804



60x120x2 cm
24"x48"x0.8"

011803

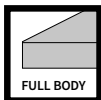


45x90x2 cm
18"x36"x0.8"

011401



60x60x2 cm
24"x24"x0.8"

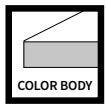


120x120x2 cm
48"x48"x0.8"




0.8"
2
cm


FORTEZZA SNOW ALPS



000615



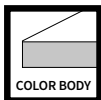
60x120x2 cm
24"x48"x0.8"



0.8"

2
cm

FORTEZZA MONTORFANO



000484



000478



000560SNT

NEW



000482




60x120x2 cm
24"x48"x0.8"

60x60x2 cm
24"x24"x0.8"

40x80x2 cm
16"x32"x0.8"

45x90x2 cm
18"x36"x0.8"



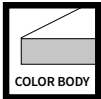


FORTEZZA MONTORFANO - DIORITE, 40x120x2 cm (16"x48"x0.8")
BUCAREST, ROMANIA

0.8"

2
cm

FORTEZZA DIORITE



000485



60x120x2 cm
24"x48"x0.8"

000479



60x60x2 cm
24"x24"x0.8"

000559SNT

NEW




40x80x2 cm
16"x32"x0.8"

000483

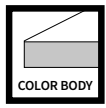


45x90x2 cm
18"x36"x0.8"




0.8"
2
cm

FORTEZZA CEPPPO



001138

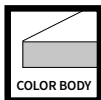
60x120x2 cm
24"x48"x0.8"



0.8"

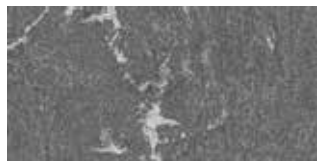
2
cm

FORTEZZA MAGGIA



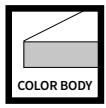
000481

50x100x2 cm
20"x40"x0.8"






0.8"
2
cm

FORTEZZA BIASCA



000480

50x100x2 cm
20"x40"x0.8"



1 cm (0.4") R11 sizes in the section: - Formati da 1 cm R11 nella sezione: - Verfügbare Größen von 1 cm R11 im Bereich: - Tailles de 1 cm R11 dans la section: COMBINE Indoor & Outdoor



HARENA CALANCA LIGHT, 40x120x2 cm (16"x48"x0.8")
BERGAMO, ITALY

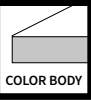
0.8"

2
cm

HARENA CALANCA LIGHT



R11



000557SNT

NEW

010702

40x120x2 cm
16"x48"x0.8"

40x80x2 cm
16"x32"x0.8"

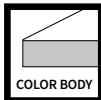


1 cm (0.4") R10 sizes in the section: - Formati da 1 cm R10 nella sezione: - Verfügbare Größen von 1 cm R10 im Bereich: - Tailles de 1 cm R10 dans la section: COMBINE Indoor & Outdoor

0.8"

2
cm

HARENA CALANCA DARK



000558SNT

010802

40x120x2 cm
16"x48"x0.8"



40x80x2 cm
16"x32"x0.8"





HARENA CALANCA DARK, 40x120x2 cm (16"x48"x0.8")
MILAN, ITALY

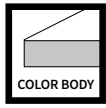


HARENA SAND STONE BEIGE, 40x120x2 cm (16"x48"x0.8")
BERGAMO, ITALY

0.8"

2
cm


HARENA SAND STONE BEIGE



010902

40x120x2 cm

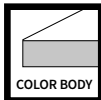

16"x48"x0.8"



0.8"

2
cm

HARENA ARDESIA



011002

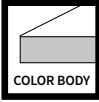
40x120x2 cm

16"x48"x0.8"



0.8"
2
cm

TORRE QUARZITE GRIGIA



010408

40x80x2 cm

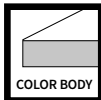

16"x32"x0.8"



0.8"

2
cm

TORRE LUSERNA MISTA



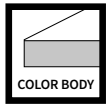
000792

40x80x2 cm
16"x32"x0.8"



0.8"
2
cm

TORRE MOKA



010208

40x80x2 cm

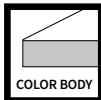
16"x32"x0.8"



0.8"

2
cm

TORRE BIANCA




010308

40x80x2 cm

16"x32"x0.8"





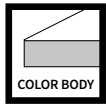
TORRE BIANCA, TORRE QUARZITE GRIGIA, TORRE BOTTICINO 40x80x2 cm (16"x32"x0.8")
SAINT JULIAN'S, MALTA



TORRE BOTTICINO, 40x80x2 cm (16"x32"x0.8")
MILAN, ITALY

0.8"
2
cm


TORRE BOTTICINO



010108

40x80x2 cm

16"x32"x0.8"



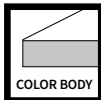
0.8"

2
cm

DUOMO EVOLUTION SLATE



000320



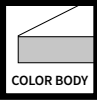
60x90x2 cm
24"x36"x0.8"



0.8"

2
cm

DUOMO MINT



010509

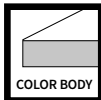
60x90x2 cm
24"x36"x0.8"



0.8"

2
cm

DUOMO TRAVERTINO BEIGE



000319

60x90x2 cm
24"x36"x0.8"





DUOMO TRAVERTINO BEIGE, 60x90x2 cm (24"x36"x0.8")
ROME, ITALY



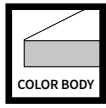
DUOMO CARRARA, 60x90x2 cm (24"x36"x0.8")
PADUA, ITALY

0.8"
2
cm

DUOMO CARRARA



R11



000504



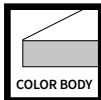
60x90x2 cm
24"x36"x0.8"



0.8"

2
cm

DUOMO VALSTONE LIGHT



000395

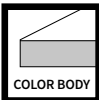
60x90x2 cm
24"x36"x0.8"



0.8"



2
cm

DUOMO VALSTONE DARK



000396

60x90x2 cm
24"x36"x0.8"

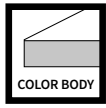





DUOMO PERLA, 60x90x2 cm (24"x36"x0.8")
HUSTON, USA

0.8"
2
cm


DUOMO PERLA



010109



60x90x2 cm
24"x36"x0.8"

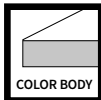


1 cm (0.4") R10 sizes in the section: - Formati da 1 cm R10 nella sezione: - Verfügbare Größen von 1 cm R10 im Bereich: - Tailles de 1 cm R10 dans la section: COMBINE Indoor & Outdoor

0.8"

2
cm

DUOMO SABBIA



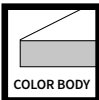
010209

60x90x2 cm
24"x36"x0.8"



0.8"

2 DUOMO PIETRA



010409

60x90x2 cm
24"x36"x0.8"

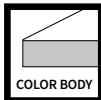


1 cm (0.4") R10 sizes in the section: - Formati da 1 cm R10 nella sezione: - Verfügbare Größen von 1 cm R10 im Bereich: - Tailles de 1 cm R10 dans la section: COMBINE Indoor & Outdoor

0.8"

2
cm

DUOMO OMBRA



010309

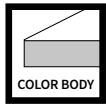
60x90x2 cm
24"x36"x0.8"



0.8"

2
cm

DUOMO BLUESTONE GREY



010709



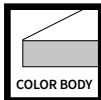

60x90x2 cm
24"x36"x0.8"



0.8"

2
cm

DUOMO BLUESTONE NOIR



010609

60x90x2 cm
24"x36"x0.8"





DUOMO BLUESTONE NOIR, 60x90x2 cm (24"x36"x0.8")
BERGAMO, ITALY

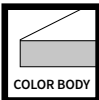



CATTEDRALE CEMENTO, 90x90x2 cm (36"x36"x0.8")
HERZLIYA, ISRAEL

0.8"

2
cm

CATTEDRALE CEMENTO



010511

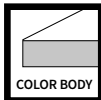

90x90x2 cm
36"x36"x0.8"



0.8"

2
cm


CATTEDRALE AVORIO



010411



90x90x2 cm
36"x36"x0.8"



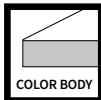



CATTEDRALE AVORIO, 90x90x2 cm (36"x36"x0.8")
BRESCIA, ITALY

0.8"


2
cm

CATTEDRALE GREY



010111

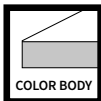

90x90x2 cm
36"x36"x0.8"



0.8"

2
cm

CATTEDRALE ANTRAZYT



010211



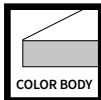

90x90x2 cm
36"x36"x0.8"



0.8"

2
cm

CATTEDRALE MOKA



010311




90x90x2 cm
36"x36"x0.8"



0.8"

2
cm

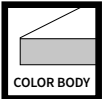
MUSEO ARDESIA NERA



000988

012401

000474



40x120x2 cm

16"x48"x0.8"



60x90x2 cm

24"x36"x0.8"



60x60x2 cm

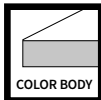

24"x24"x0.8"



0.8"


2
cm

MUSEO ARDESIA BEIGE



001006

60x90x2 cm
24"x36"x0.8"



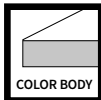



MUSEO ARDESIA BEIGE, 60x90x2 cm (24"x36"x0.8")
BRESCIA, ITALY

0.8"

2
cm

MUSEO ARDESIA GRIGIA




000795
40x120x2 cm
16"x48"x0.8"



000989
60x90x2 cm
24"x36"x0.8"

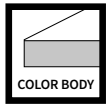



012501
60x60x2 cm
24"x24"x0.8"




0.8"
2
cm

MUSEO PIERRE BLUE GREY



012301SF

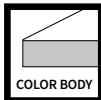

60x60x2 cm
24"x24"x0.8"



0.8"

2
cm

MUSEO PIERRE BLUE NOIR



012201

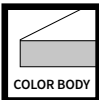

60x60x2 cm
24"x24"x0.8"



0.8"

2
cm

CASTELLO BEIGE




000212



80x80x2 cm
32"x32"x0.8"

010101



60x60x2 cm
24"x24"x0.8"

010107



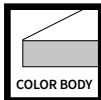

50x100x2 cm
20"x40"x0.8"



0.8"

2
cm

CASTELLO GREY



000213



80x80x2 cm
32"x32"x0.8"

010201




60x60x2 cm
24"x24"x0.8"

010207



50x100x2 cm
20"x40"x0.8"



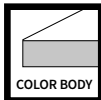



CASTELLO GREY, 60x60x2 cm (24"x24"x0.8")
MIAMI, USA

0.8"

2
cm

CASTELLO ANTRAZYT



000214



80x80x2 cm
32"x32"x0.8"

010301



60x60x2 cm
24"x24"x0.8"

010307

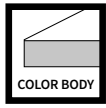


50x100x2 cm
20"x40"x0.8"



0.8"
2
cm

MODERN CONCRETE BEIGE



000852HRNSF



100x100x2 cm
40"x40"x0.8"

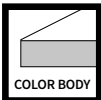



0.8"

2
cm

MODERN CONCRETE GREY

000790HRNSF



100x100x2 cm
40"x40"x0.8"





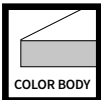

MODERN CONCRETE GREY, 100x100x2 cm (40"x40"x0.8")

0.8"

2
cm

MODERN CONCRETE ANTRAZYT

000853HRNSF



100x100x2 cm
40"x40"x0.8"

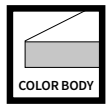


0.8"
2
cm

TEMPIO KANDLA BEIGE



R11



000928

60x90x2 cm
24"x36"x0.8"




000933

60x60x2 cm
24"x24"x0.8"



000949

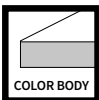
40x80x2 cm
16"x32"x0.8"



0.8"

2
cm

TEMPIO KANDLA ANTRACITE



000927



60x90x2 cm
24"x36"x0.8"

000932



60x60x2 cm
24"x24"x0.8"

000948



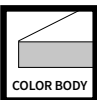
40x80x2 cm
16"x32"x0.8"



0.8"

2
cm

TEMPIO KANDLA GREY



000926



60x90x2 cm
24"x36"x0.8"

000931




60x60x2 cm
24"x24"x0.8"

000947



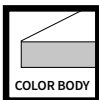
40x80x2 cm
16"x32"x0.8"



0.8"

2
cm

TEMPIO MODAK



000930

60x90x2 cm
24"x36"x0.8"



000951

NEW

40x80x2 cm
16"x32"x0.8"

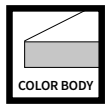


0.8"
2
cm

TEMPIO BUFF



R11



000929

60x90x2 cm
24"x36"x0.8"



001002

60x60x2 cm
24"x24"x0.8"



000950

40x80x2 cm
16"x32"x0.8"



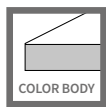


COLOSSEO GRIGIONI, 240x120x2 cm (96"x48"x0.8")
BRESCIA, ITALY


0.8"
2
cm

COLOSSEO GRIGIONI

000290



240x120x2 cm
96"x48"x0.8"

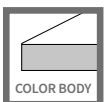
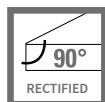


0.8"

2
cm

COLOSSEO BRESSA

000292



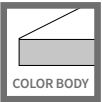
240x120x2 cm
96"x48"x0.8"



0.8"
2 cm

COLOSSEO PORFIDO LAVIS

000298



240x120x2 cm
96"x48"x0.8"

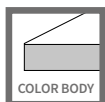
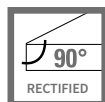



0.8"

2
cm

COLOSSEO PIETRA DI GERUSALEMME

000294



240x120x2 cm
96"x48"x0.8"





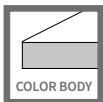
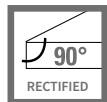
COLOSSEO PIETRA DI GERUSALEMME, 240x120x2 cm (96"x48"x0.8")

0.8"

2
cm

COLOSSEO LUSERNA BAGNOLO

000300



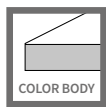
240x120x2 cm
96"x48"x0.8"



0.8"
2
cm

COLOSSEO TIPOVALS

000296



240x120x2 cm
96"x48"x0.8"



Other sizes in the section - Altri formati nella sezione - Andere Größen im Bereich - Autres tailles dans la section L'ALTRA PIETRA

90x90x2 cm
36"x36"x0.8"

60x90x2 cm
24"x36"x0.8"

60x60x2 cm
24"x24"x0.8"

40x80x2 cm
16"x32"x0.8"

40x120x2 cm
16"x48"x0.8"

40x180x2 cm
16"x72"x0.8"

80x180x2 cm
32"x72"x0.8"

60x120x2 cm
24"x48"x0.8"

120x120x2 cm
48"x48"x0.8"



HARDSCAPE PORCELAIN® is a versatile and accessible brand in sintered stone, high-end porcelain stoneware, with a contemporary design, dedicated to outdoor spaces. Sober elegance along with technical and tactile surfaces are combined with concrete or neutral tones for a minimal design and for settings characterized by strong contrasts. The brand ensures anti-slip and high-technical performance.

HARDSCAPE PORCELAIN® è un marchio versatile e accessibile in pietra sinterizzata, gres porcellanato di alta qualità, dal design contemporaneo, dedicato agli spazi esterni. Sobria eleganza e superficie tattile molto tecnica da abbinare a look cemento o toni neutri per un design minimal e per ambientazioni caratterizzate da decisi contrasti. Il brand assicura prestazioni antiscivolo e offre elevate prestazioni tecniche.

HARDSCAPE PORCELAIN® ist eine vielseitige und zugängliche Marke aus Feinsteinzeug mit einem zeitgenössischen Design, die sich dem Außenbereich widmet. Nüchterne Eleganz und sehr technische taktile Oberfläche, die mit Beton oder neutralen Tönen für ein minimales Design und für Umgebungen mit starken Kontrasten kombiniert werden kann. Die Marke gewährleistet eine rutschfeste Leistung und bietet eine hohe technische Performance.

HARDSCAPE PORCELAIN® est une marque polyvalente et accessible en grès cérame au design contemporain, dédiée aux espaces extérieurs. Une élégance sobre et une surface tactile très technique à combiner avec des tons béton ou neutres pour un design minimal et pour des environnements caractérisés par de forts contrastes. La marque assure des performances anti glissement et offre des performances techniques élevées.



ETNA CAPPUCCINO, 60x60x2 cm (24"x24"x0.8")
MILAN, ITALY

GREECE



UNITED KINGDOM



GREAT QUALITY FOR ANY PROJECT
GRANDE QUALITÀ PER QUALSIASI PROGETTO
HOHE QUALITÄT FÜR JEDES PROJEKT
GRANDE QUALITÉ POUR TOUT PROJET

UKRAINE



ITALY



GERMANY



UNITED KINGDOM

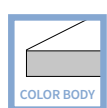
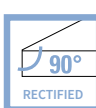


ITALY



0.8"
cm

2 PORTLAND ICE



NEW

000963

60x60x2 cm
24"x24"x0.8"

NEW

000882

60x90x2 cm
24"x36"x0.8"

NEW

000815

120x120x2 cm
48"x48"x0.8"

NEW


000845

40x180x2 cm
16"x72"x0.8"

NEW

000839

80x180x2 cm
32"x72"x0.8"

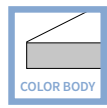
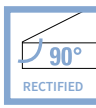




PORTLAND ICE, 60x90x2 cm (24"x36"x0.8")
TORONTO, CANADA

0.8"
2
cm

PORTLAND LONDRA



000846



40x180x2 cm
16"x72"x0.8"

000883



60x90x2 cm
24"x36"x0.8"

000816



120x120x2 cm
48"x48"x0.8"

000840

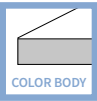



80x180x2 cm
32"x72"x0.8"



0.8"

2 PORTLAND PLATA



000847

NEW

40x180x2 cm

16"x72"x0.8"



000884

NEW

60x90x2 cm

24"x36"x0.8"



000817

NEW

120x120x2 cm

48"x48"x0.8"




000841

NEW

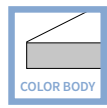

80x180x2 cm

32"x72"x0.8"



0.8"
2
cm

PORTLAND NIGHT



000848



40x180x2 cm
16"x72"x0.8"

000885



60x90x2 cm
24"x36"x0.8"

000818



120x120x2 cm
48"x48"x0.8"

000842




80x180x2 cm
32"x72"x0.8"

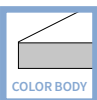


0.8"

2 ALPI MATTERHORN



R11



000627

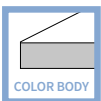
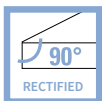

60x60x2 cm

24"x24"x0.8"



0.8"
2
cm

ETNA CAPPUCCINO



000229



60x60x2 cm
24"x24"x0.8"

000226



40x80x2 cm
16"x32"x0.8"





ETNA CAPPUCCINO, 40x80x2 cm (16"x32"x0.8")
BRESCIA, ITALY

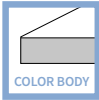


ETNA LIGHT GREY, 40x80x2 cm (16"x32"x0.8")
ESSEX, UNITED KINGDOM



0.8"

2 ETNA LIGHT GREY



000230



60x60x2 cm
24"x24"x0.8"

000227

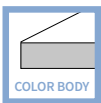
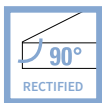



40x80x2 cm
16"x32"x0.8"



0.8"
2
cm

ETNA DARK GREY



000231



60x60x2 cm
24"x24"x0.8"

000228



40x80x2 cm
16"x32"x0.8"

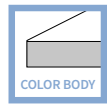





ETNA DARK GREY, 60x60x2 cm (24"x24"x0.8")
BERGAMO, ITALY

0.8"
2
cm

PIETRA DI VALS SILVER



000329

40x80x2 cm

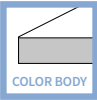
16"x32"x0.8"



0.8"

2
cm



PIETRA DI VALS ANTRAZYT



000401

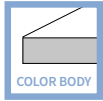

40x80x2 cm

16"x32"x0.8"



0.8"
2
cm

PIETRA DI VALS CLOUD



000328

40x80x2 cm

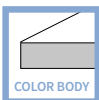
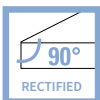
16"x32"x0.8"



0.8"

2
cm

PIETRA DI VALS BEIGE



000397

40x80x2 cm
16"x32"x0.8"






MODENA GREY, 40x80x2 cm (16"x32"x0.8")
BERGAMO, ITALY

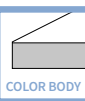
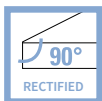
0.8"

2
cm

MODENA GREY



R11



000399

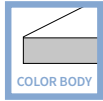

40x80x2 cm

16"x32"x0.8"



0.8"
2
cm

MODENA BEIGE



000398

40x80x2 cm


16"x32"x0.8"



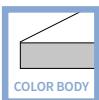
0.8"

2
cm

MODENA ANTRAZYT



R11



000400

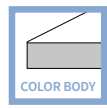

40x80x2 cm

16"x32"x0.8"



0.8"
2
cm


DOLOMITI BEIGE



000468


40x80x2 cm

16"x32"x0.8"



0.8"

2 DOLOMITI GRIGIO



R11



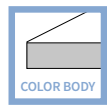

000198

40x80x2 cm
16"x32"x0.8"





0.8"
2
cm

DOLOMITI NERO




000197
40x80x2 cm
16"x32"x0.8"



0.8"

2
cm

DOLOMITI **SENAPE**



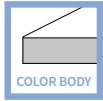

000199

40x80x2 cm
16"x32"x0.8"



0.8"
2
cm

CEMENTO COTTO



900275

60x60x2 cm
24"x24"x0.8"





IL PASSATO EDIFICATO
LE NOSTRE SPALLE
L'AVVENIRE E NOSTRO


CEMENTO COTTO, 60x60x2 cm (24"x24"x0.8)
BERGAMO, ITALY



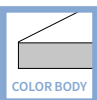
CEMENTO TAUPE, 60x60x2 cm (24"x24"x0.8")
BERGAMO, ITALY

0.8"

2 CEMENTO TAUPE



R11



000209

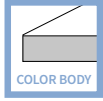


60x60x2 cm
24"x24"x0.8"



0.8"
2
cm

CEMENTO SMOKE



000210

60x60x2 cm
24"x24"x0.8"

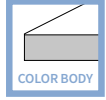


0.8"

2 CEMENTO BLACK



R11



000211

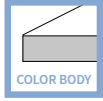



60x60x2 cm
24"x24"x0.8"



0.8"
2
cm

GRAFFITI NERO



000366


60x60x2 cm
24"x24"x0.8"



0.8"

2
cm

GRAFFITI GRIGIO



R10



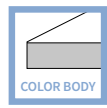

000367

60x60x2 cm
24"x24"x0.8"



0.8"
2
cm

CERVINO GREY



000216

40x120x2 cm

16"x48"x0.8"



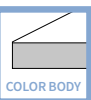
0.8"

2
cm

CERVINO DARK



R11



000217

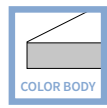
40x120x2 cm

16"x48"x0.8"



0.8"
2
cm

CERVINO BEIGE



000215

40x120x2 cm


16"x48"x0.8"



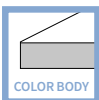
0.8"

2
cm

MONVISO LIMESTONE YELLOW



R11



000236

60x90x2 cm
24"x36"x0.8"





MONVISO MULTICOLOR, 60x90x2 cm (24"x36"x0.8")

0.8"

2
cm

MONVISO MULTICOLOR




R11



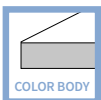

000235

60x90x2 cm
24"x36"x0.8"



0.8"
2
cm

MONVISO GREY




000238

60x90x2 cm
24"x36"x0.8"



0.8"

2 MONVISO FOSSIL



R11



000237

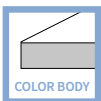



60x90x2 cm
24"x36"x0.8"



0.8"
2
cm

MONVISO YORKSTONE



000779

NEW

60x90x2 cm
24"x36"x0.8"

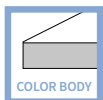





MONVISO YORKSTONE, 60x90x2 cm (24"x36"x0.8")

0.8"
2
cm

METALLICO CORTEN RUST



000540


60x120x2 cm
24"x48"x0.8"



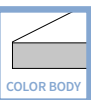
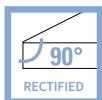
0.8"

2
cm

METALLICO BLACK



R11



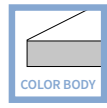
000541

60x120x2 cm
24"x48"x0.8"




0.8"
2
cm

METALLICO DARK SOUL



000543

60x120x2 cm
24"x48"x0.8"



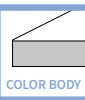
0.8"

2
cm

METALLICO LONDON GREY



R11



000836



60x90x2 cm
24"x36"x0.8"

000542



60x120x2 cm
24"x48"x0.8"

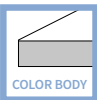





TEGEL BLACK, 90x90x2 cm (36"x36"x0.8")


0.8"

2 TEGEL BLACK



000332

90x90x2 cm
36"x36"x0.8"

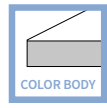


0.8"
2
cm

TEGEL ANTICO BIANCO



R11



000338

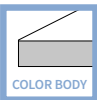



90x90x2 cm
36"x36"x0.8"




0.8"

2 TEGEL NOCCIOLA



000330



90x90x2 cm
36"x36"x0.8"






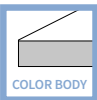
TEGEL MOON, 90x90x2 cm (36"x36"x0.8")
KERKDRIEL, NETHERLANDS

0.8"

2 TEGEL MOON




R11



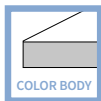
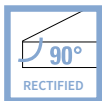

000331

90x90x2 cm
36"x36"x0.8"



0.8"
2
cm

TEGEL MOON DECORO



000364



90x90x2 cm
36"x36"x0.8"



0.8"

2 VESUVIO CHIARO



000996

NEW

60x90x2 cm
24"x36"x0.8"



000993

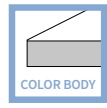
NEW

59,5x59,5x2 cm
23.5"x23.5"x0.8"



0.8"
2
cm

VESUVIO SCURO



000995



60x90x2 cm
24"x36"x0.8"



000992



59,5x59,5x2 cm
23.5"x23.5"x0.8"

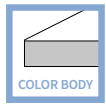
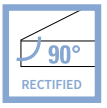


0.8"
2
cm

VESUVIO GRIGIO



R11



000994

NEW

60x90x2 cm
24"x36"x0.8"



000991

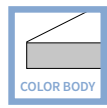
NEW

59,5x59,5x2 cm
23.5"x23.5"x0.8"



0.8"
2
cm


TOTAL STONE GRIGIO



000695

NEW

60x90x2 cm
24"x36"x0.8"

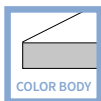
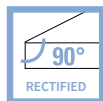





TOTAL STONE GRIGIO, 60x90x2 cm (24"x36"x0.8")

0.8"
2
cm

TOTAL STONE GRAFITE



000696

NEW

60x90x2 cm
24"x36"x0.8"



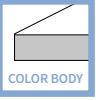
0.8"

2
cm

TOTAL STONE AVORIO



R11



000697

NEW

60x90x2 cm

24"x36"x0.8"



0.8"
2
cm

60x60x2 cm
24"x24"x0.8"

40x80x2 cm
16"x32"x0.8"

40x120x2 cm
16"x48"x0.8"

40x180x2 cm
16"x72"x0.8"

80x180x2 cm
32"x72"x0.8"



OUTDOOR WOOD 2 CM, the only brand in high thick sintered stone, high-end porcelain stoneware, entirely dedicated to the reproduction of wood. Finishes designed with attention to detail for reproducing the most authentic and essential touch of wood for any purpose, ensure unparalleled style authenticity along with technical, practical and functional performance which belongs to sintered stone.

OUTDOOR WOOD 2 CM, l'unico marchio in pietra sinterizzata, gres porcellanato di alta qualità, ad alto spessore interamente dedicato alla riproduzione del legno. Finiture curate nei minimi dettagli per riprodurre il sapore più autentico ed essenziale del legno per qualsiasi destinazione d'uso, assicurando un'autenticità di stile impareggiabile e le prestazioni tecniche, pratiche e funzionali che appartengono alla pietra sinterizzata.

OUTDOOR WOOD 2 CM, die einzige Marke für Feinsteinzeug in 2 Stärken, die sich ausschließlich der Reproduktion von Holz widmet. Mit Liebe zum Detail, um den authentischsten und wesentlichsten Holzgeschmack für jeden Zweck zu reproduzieren, wobei eine unvergleichliche Stilechtheit und die technischen, praktischen und funktionellen Leistungen, die zu Sintergestein gehören, gewährleistet werden.

OUTDOOR WOOD 2 CM, la seule marque du grès cérame de haute épaisseur entièrement dédiée au reproduction du bois. Finit avec une attention aux moindres détails pour reproduire le goût le plus authentique et essentielle de la bois pour tout usage prévu, garantissant une authenticité de style inégalée et les performances techniques, pratiques et fonctionnelles qui appartiennent à le grès cérame.



HARENA HOLZ GRIGIO, 40x120x2 cm (16"x48"x0.8")
MILAN, ITALY

THE LONG LASTING WOOD EFFECT
L'EFFETTO LEGNO DURATURO NEL TEMPO
DER LANGLEBIGE HOLZ-EFFEKT
L'EFFET BOIS DURABLE

UKRAINE



FRANCE



ITALY



TAIWAN



ITALY



GERMANY



ITALY



0.8"

2
cm

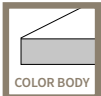
LONG FUMÉE



000850



000844



40x180x2 cm
16"x72"x0.8"



80x180x2 cm
32"x72"x0.8"



0.8"

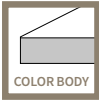
2 LONG ROVERE



000849



000843



40x180x2 cm
16"x72"x0.8"



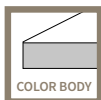
80x180x2 cm
32"x72"x0.8"



0.8"

2
cm


HARENA HOLZ NOCE



010402


40x120x2 cm

16"x48"x0.8"





HARENA HOLZ NOCE, 40x120x2 cm (16"x48"x0.8")
BERGAMO, ITALY

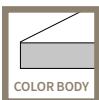


HARENA HOLZ MARRONE, 40x120x2 cm (16"x48"x0.8")
VICENZA, ITALY

0.8"

2
cm

HARENA HOLZ MARRONE



010602

40x120x2 cm

16"x48"x0.8"

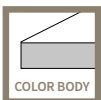


Formati da 1 cm R10 nella sezione - Sizes of 1 cm (0.4") R10 in the section - Tailles de 1 cm R10 dans la section - Verfügbare Größen von 1 cm R10 im Bereich COMBINE Indoor & Outdoor

0.8"

2
cm

HARENA HOLZ GRIGIO



010502


40x120x2 cm

16"x48"x0.8"





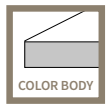
HARENA HOLZ GRIGIO, 40x120x2 cm (16"x48"x0.8")
LVIV, UKRAINE - Design: YOD Group



FORESTA CHIARO, 40x80x2 cm (16"x32"x0.8")
BERGAMO, ITALY

0.8"
2
cm

FORESTA CHIARO



000203

40x80x2 cm

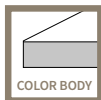
16"x32"x0.8"



0.8"

2
cm

FORESTA SCURO



000204

40x80x2 cm

16"x32"x0.8"



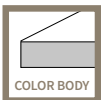



FORESTA SCURO, 40x80x2 cm (16"x32"x0.8")
BERGAMO, ITALY

0.8"

2
cm

FORESTA GRIGIO



000205


40x80x2 cm

16"x32"x0.8"

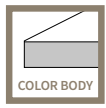


0.8"
2
cm

BOSCO TABULA CHIARA



R11



000233

40x80x2 cm

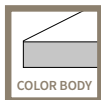
16"x32"x0.8"



0.8"

2
cm

BOSCO TABULA MEDIA



000232

40x80x2 cm

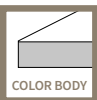
16"x32"x0.8"



0.8"

2
cm


BOSCO TABULA SCURA



000234

40x80x2 cm

16"x32"x0.8"



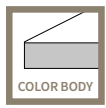


SELVA BORNEO, 40x120x2 cm (16"x48"x0.8")
KERPEN, GERMANY



0.8"
2
cm

SELVA BORNEO



000206

40x120x2 cm

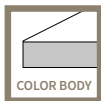
16"x48"x0.8"



0.8"

2
cm

SELVA TONGASS



000207

40x120x2 cm
16"x48"x0.8"



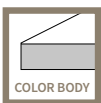



SELVA TONGASS, 40x120x2 cm (16"x48"x0.8")
BRESCIA, ITALY

0.8"

2
cm

SELVA AMAZZONIA



000208

40x120x2 cm

16"x48"x0.8"



0.8"

2 VINTAGE HELL



000218

40x120x2 cm

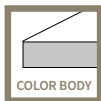
16"x48"x0.8"



0.8"

2
cm

VINTAGE BROWN



000219

40x120x2 cm

16"x48"x0.8"



0.8"

2 VINTAGE DUNKEL



000220

40x120x2 cm

16"x48"x0.8"



0.8"
2
cm

CUBETTI LUSERNA



R11



COLOR BODY

LUSERNA
000368




60x60x2 cm
24"x24"x0.8"

ROSONE CARRARA/LUSERNA
000369



60x60x2 cm
24"x24"x0.8"



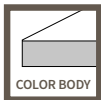
0.8"

2
cm

CUBETTI PORFIDO GRIGIO



R11



PORFIDO GRIGIO

000374



60x60x2 cm
24"x24"x0.8"

VENTAGLIO PORFIDO GRIGIO

000376



60x60x2 cm
24"x24"x0.8"

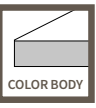


0.8"
2
cm

CUBETTI PORFIDO MARRONE



R11



PORFIDO MARRONE

000371



60x60x2 cm
24"x24"x0.8"

ROSONE CARRARA/MARRONE

000372



60x60x2 cm
24"x24"x0.8"





WAVY EDGES SLABS

LASTRE DAI BORDI ANTICATI

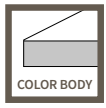
PLATTEN MIT ANTIK AUSSEHENDEN KANTEN

DALLES AVEC DES BORDURES ANTIQUE





0.8"
2
cm


ANTICATO CREMA



000703

40x80x2 cm
16"x32"x0.8"





WAVY EDGES SLABS

LASTRE DAI BORDI ANTICATI

PLATTEN MIT ANTIK AUSSEHENDEN KANTEN

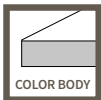
DALLES AVEC DES BORDURES ANTIQUE



0.8"



2
cm

ANTICATO BELGISCH GRANIT



900274

40x80x2 cm
16"x32"x0.8"





WAVY EDGES SLABS

LASTRE DAI BORDI ANTICATI

PLATTEN MIT ANTIK AUSSEHENDEN KANTEN

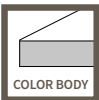
DALLES AVEC DES BORDURES ANTIQUE



0.8"



2
cm


ANTICATO QUARZITE MIX



900273

40x80x2 cm
16"x32"x0.8"





ANTIQUUS GRIS, 40,8x61,4x2 cm (16"x24"x0.8")

0.8"

2 ANTIQUUS GRIS



000797

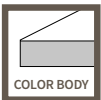
40,8x61,4x2 cm
16"x24"x0.8"



0.8"

2
cm

ANTIQUUS VANILLA



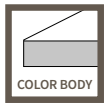
000796

40,8x61,4x2 cm
16"x24"x0.8"



0.8"
2
cm

ANTIQUUS CARBONIO



000798

40,8x61,4x2 cm
16"x24"x0.8"




0.8"

2
cm



SINTERED STONE HEXAGONS

ESAGONI IN PIETRA SINTERIZZATA
HEXAGONE AUS FEINSTEINZEUG
HEXAGONES EN GRÈS CÉRAME



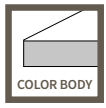
ESAGONO QUARZITE BIANCA, BASALTO, GRIGIONI Ø 60x52x2 cm (24"x20"x0.8")
BRESCIA, ITALY

0.8"
2
cm

ESAGONO CAPPUCCINO



R11



000383

Ø 60x52x2 cm
24"x20"x0.8"

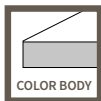


BRESCIA, ITALY

0.8"


2
cm

ESAGONO GRIGIONI



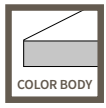
000384

Ø 60x52x2 cm
24"x20"x0.8"




0.8"
2
cm

ESAGONO BASALTO



000379

Ø 60x52x2 cm
24"x20"x0.8"

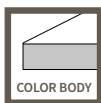


0.8"

2
cm

ESAGONO QUARZITE BIANCA

000378

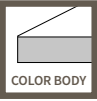


Ø 60x52x2 cm
24"x20"x0.8"



0.8"
2 cm

ESAGONO FORESTA CHIARO



000387

Ø 60x52x2 cm
24"x20"x0.8"



0.8"

2
cm



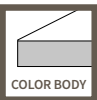

SINTERED STONE CIRCLES
CERCHI IN PIETRA SINTERIZZATA
FELGEN AUS SINTERSTEIN
CERCLES EN GRÈS CÉRAME



0.8"

2
cm

CERCHIO BARGE



001101

Ø 37,5x2 cm
Ø 15"x0.8"

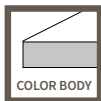


0.8"

2
cm

CERCHIO GRIGIONI

001102

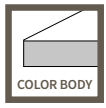


Ø 37,5x2 cm
Ø 15"x0.8"



0.8"
2
cm

CERCHIO ARDESIA NERA



001103

Ø 37,5x2 cm
Ø 15"x0.8"



0.8"

2
cm

SINTERED STONE STEPPING STONES

PASSI GIAPPONESI IN PIETRA SINTERIZZATA
TRITTPLATTEN AUS FEINSTEINZEUG
PAS JAPONAIS EN GRÈS CÉRAMIQUE



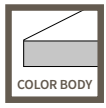
PASSO GIAPPONESE ARDESIA, Ø 42x36x2 cm (16"x14"x0.8")
BERGAMO, ITALY

0.8"
2
cm

PASSO GIAPPONESE BARGE



R11



000279

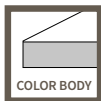
Ø 42x36x2 cm
16"x14"x0.8"



0.8"

2
cm

PASSO GIAPPONESE GRIGIONI



000278

Ø 42x36x2 cm
16"x14"x0.8"

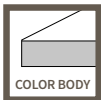


0.8"

2
cm

PASSO GIAPPONESE ARDESIA

® STONEGRES



000280

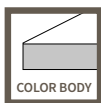
Ø 42x36x2 cm
16"x14"x0.8"



0.8"

2
cm

PASSO GIAPPONESE DARK GREY



000380SL

NEW

Ø 42x36x2 cm
16"x14"x0.8"





PASSO GIAPPONESE DARK GREY, Ø 42x36x2 cm (16"x14"x0.8")

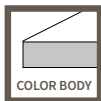
0.8"

2
cm

PASSO GIAPPONESE **HOLZ MARRONE** ®



000276




Ø 42x36x2 cm
16"x14"x0.8"



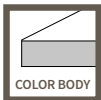
0.8"

2
cm

PASSO GIAPPONESE **HOLZ GRIGIO**



000277



Ø 42x36x2 cm
16"x14"x0.8"





PALISADE GHISA, (55-60)X(240-250)X2,6 CM - (22-24)"X(95-98)"X1"

PALISADE TITANIO



Finitura fronte e retro
Front and rear finishing
Grafik vorne und hinten
Finition avant et arrière

001021

NEW

(55-60)x(240-250)x2,6 cm
(22-24)"x(95-98)"x1"



PALISADE GHISA

001022

NEW



V1

Finitura fronte e retro
Front and rear finishing
Grafik vorne und hinten
Finition avant et arrière

(55-60)x(240-250)x2,6 cm
(22-24)"x(95-98)"x1"



PALISADE CONCRETE

001023

NEW

(55-60)x(240-250)x2,6 cm
(22-24)"x(95-98)"x1"



Finitura fronte e retro
Front and rear finishing
Grafik vorne und hinten
Finition avant et arrière



15x30x3 cm 6"x12"x1.2"	60x60x3 cm 24"x24"x1.2"	40x80x3 cm 16"x32"x1.2"	80x80x3 cm 32"x32"x1.2"
90x90x3 cm 36"x36"x1.2"	40x60x3 cm 16"x24"x1.2"	40x120x3 cm 16"x48"x1.2"	





ZERMATT CHIARO, 40x120x3 cm (16"x48"x1.2")

NORWAY



NETHERLANDS



ITALY



USA



GREECE




ITALY



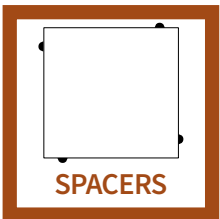
GERMANY





1.2"
3
cm

15X30



The slabs include spacers that guarantee joints thickness and reduce laying times


Le lastre includono distanziali ideati per garantire la fuga costante e ridurre i tempi di posa

Das Pflaster hat Abstandhalter, die den Fugenabstand garantieren. Das verkürzt die Verlegezeit

Les dalles contiennent des écarteurs conçues pour assurer des jointures uniformes et réduire le temps d'installation

1.2"
3
cm

15X30 BASALTO




000874
NEW

R11




V1

15x30x3 cm
6"x12"x1.2"



1.2"
3
cm

15X30 PORFIDO

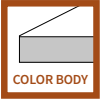


000875

NEW



R11




15x30x3 cm
6"x12"x1.2"



1.2"
3
cm

15X30 SCORI GREY BLUE

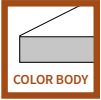


000877

NEW



R11




15x30x3 cm
6"x12"x1.2"



1.2"
3
cm

15X30 LAVICA SAND

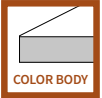


000876


NEW



R11

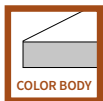


15x30x3 cm
6"x12"x1.2"



1.2"
3
cm

ZERMATT CHIARO



000553SNTRET

NEW

40x80x3 cm
16"x32"x1.2"



000493RET

40x120x3 cm
16"x48"x1.2"





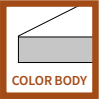
ZERMATT CHIARO, 40x120x3 cm (16"x48"x1.2")
BOLZANO, ITALY



ZERMATT SCURO, 40x120x3 cm (16"x48"x1.2")
BOLZANO, ITALY

1.2"
3
cm

ZERMATT SCURO



000554SNTRET

NEW

40x80x3 cm
16"x32"x1.2"



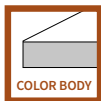
000669RET

40x120x3 cm
16"x48"x1.2"



1.2"
3
cm

GRANITO DIORITE



000555RET

40x80x3 cm
16"x32"x1.2"



000858HRNRETSF

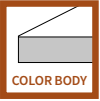
40x120x3 cm
16"x48"x1.2"

NEW



1.2"
3
cm

GRANITO MONTORFANO



000922RET

NEW

60x60x3 cm
24"x24"x1.2"



000556RET


40x80x3 cm
16"x32"x1.2"



000857HRNRETSF

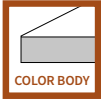
NEW

40x120x3 cm
16"x48"x1.2"



1.2"
3
cm

SLATE BLACK



000718RET

NEW

80x80x3 cm
32"x32"x1.2"



000250RET

60x60x3 cm
24"x24"x1.2"



000251RET

40x80x3 cm
16"x32"x1.2"



1.2"
3
cm

SLATE GREY



R11

000719RET

NEW



80x80x3 cm
32"x32"x1.2"

000252RET

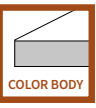


60x60x3 cm
24"x24"x1.2"

000253RET

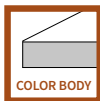


40x80x3 cm
16"x32"x1.2"




1.2"
3
cm

MINIERA **WHITE**



000254RET

60x60x3 cm
24"x24"x1.2"

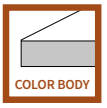


1.2"
3
cm

MINIERA BLACK



R11



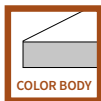
000255RET

60x60x3 cm
24"x24"x1.2"



1.2"
3
cm

BLUSTONE DARK



000245RET




60x60x3 cm
24"x24"x1.2"

000246RET



40x80x3 cm
16"x32"x1.2"





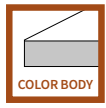
BLUSTONE DARK, 40x80x3 cm (16"x32"x1.2")



BLUSTONE BLACK, 90x90x3 cm (36"x36"x1.2")
ROSMALLEN, NETHERLANDS

1.2"
3
cm

BLUSTONE **BLACK**



000404RET

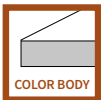


90x90x3 cm
36"x36"x1.2"



1.2"
3
cm

BLUSTONE GREY



000403RET



90x90x3 cm
36"x36"x1.2"

000248RET



60x60x3 cm
24"x24"x1.2"

000249RET

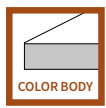


40x80x3 cm
16"x32"x1.2"



1.2"
3
cm

PIETRA GERUSALEMME



001112RET

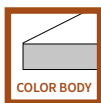


40x80x3 cm
16"x32"x1.2"



1.2"
3
cm

PIETRA TRAVERTINO BEIGE



001111RET

40x80x3 cm
16"x32"x1.2"

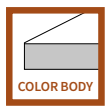


1.2"
3
cm

BETON SHADOW




R11



000258RET

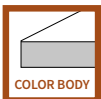
NEW

40x80x3 cm
16"x32"x1.2"



1.2"
3
cm

BETON COLD



000259RET

NEW

40x80x3 cm
16"x32"x1.2"

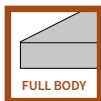




BETON COLD, 40x80x3 cm (16"x32"x1.2")
BERGAMO, ITALY

1.2"
3
cm

PIETRA TIPOVALS



010105

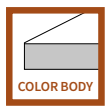
40x60x3 cm

16"x24"x1.2"



1.2"
3
cm

PIETRA AROMA



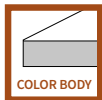
000261RET

40x80x3 cm
16"x32"x1.2"



1.2"
3
cm

PIETRA MUSCHELKALK



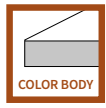
001070RET

40x80x3 cm
16"x32"x1.2"



1.2"
3
cm

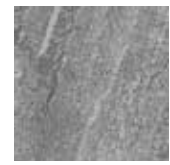
PIETRA DAVOS



000268RET

NEW


60x60x3 cm
24"x24"x1.2"



000262RET

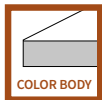
NEW

40x80x3 cm
16"x32"x1.2"



1.2"
3
cm

PIETRA OMBRA



000260RET

40x80x3 cm
16"x32"x1.2"





PIETRA OMBRA, 40x80x3 cm (16"x32"x1.2")
HOUSTON, USA



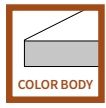
PIETRA GIALLO, 40x80x3 cm (16"x32"x1.2")
OLCHING, GERMANY

1.2"
3
cm

PIETRA GIALLO



R11



000269RET

NEW

60x60x3 cm
24"x24"x1.2"



000263RET

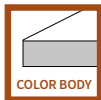
NEW

40x80x3 cm
16"x32"x1.2"



1.2"
3
cm

PIETRA BASALTO




000353RET



90x90x3 cm
36"x36"x1.2"

000256RET



60x60x3 cm
24"x24"x1.2"

000257RET



40x80x3 cm
16"x32"x1.2"



DECATHLON

SARONNO

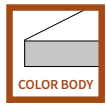
PIETRA BASALTO, 60x60x3 cm (24"x24"x1.2")
VARESE, ITALY



PIETRA MOON, 90x90x3 cm (36"x36"x1.2")
KERKDRIEL, NETHERLANDS

1.2"
3
cm

PIETRA MOON



000350RET

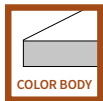


90x90x3 cm
36"x36"x1.2"




1.2"
3
cm

PIETRA NOCCIOLA



000351RET

90x90x3 cm
36"x36"x1.2"





PIETRA NOCCIOLA, 90x90x3 cm (36"x36"x1.2")
VUGHT, NETHERLANDS

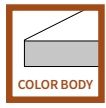


PIETRA ANTICO BIANCO, 90x90x3 cm (36"x36"x1.2")
BERLICUM, NETHERLANDS



1.2"
3
cm

PIETRA ANTICO BIANCO



000352RET

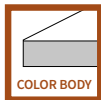



90x90x3 cm
36"x36"x1.2"



1.2"
3
cm

PIETRA BLACK



000349RET

90x90x3 cm
36"x36"x1.2"





PIETA BLACK, 90x90x3 cm (36"x36"x1.2")
EINDHOVEN, NETHERLANDS



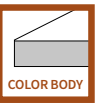
CEMENTO BLACK, 40x80x3 cm (16"x32"x1.2")
AMSTERDAM, NETHERLANDS

1.2"
3
cm

CEMENTO BLACK



R11



000717RET

NEW

80x80x3 cm
32"x32"x1.2"




000239RET

60x60x3 cm
24"x24"x1.2"



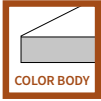
000240RET

40x80x3 cm
16"x32"x1.2"



1.2"
3
cm

CEMENTO SMOKE



000716RET

NEW

80x80x3 cm
32"x32"x1.2"



000243RET

60x60x3 cm
24"x24"x1.2"



000244RET

40x80x3 cm
16"x32"x1.2"





CEMENTO SMOKE, 60x60x3 cm (24"x24"x1.2")
SANTORINI, GREECE

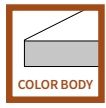


CEMENTO TAUPE, 60x60x3 cm (24"x24"x1.2")
OSLO, NORWAY



1.2"
3
cm

CEMENTO TAUPE



000241RET



60x60x3 cm
24"x24"x1.2"

000242RET

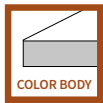


40x80x3 cm
16"x32"x1.2"



1.2"
3
cm

BASIC BERGAMO



000405RET




90x90x3 cm
36"x36"x1.2"

000408RET



60x60x3 cm
24"x24"x1.2"





BASIC BERGAMO, 60x60x3 cm (24"x24"x1.2")
EINDHOVEN, NETHERLANDS

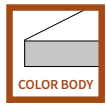


BASIC GINEVRA, 90x90x3 cm (36"x36"x1.2")
AMSTERDAM, NETHERLANDS



1.2"
3
cm

BASIC GINEVRA




000407RET



90x90x3 cm
36"x36"x1.2"

000410RET

60x60x3 cm
24"x24"x1.2"



1.2"
3
cm

BASIC AMALFI



000406RET



90x90x3 cm
36"x36"x1.2"

000409RET



60x60x3 cm
24"x24"x1.2"

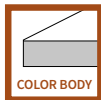





BASIC AMALFI, 60x60x3 cm (24"x24"x1.2")


1.2"
3
cm

BASIC AVIGNONE



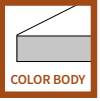
000411RET

60x60x3 cm
24"x24"x1.2"



1.2"
3
cm

LISTONE ABETE

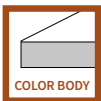


000678RET
40x120x3 cm
16"x48"x1.2"



1.2"
3
cm

LISTONE GRIGIO



000492RET

40x120x3 cm

16"x48"x1.2"





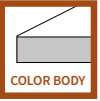
LISTONE GRIGIO, 40x120x3 cm (16"x48"x1.2")
BREDA, NETHERLANDS



LISTONE MARRONE, 40x120x3 cm (16"x48"x1.2")
UTRECHT, NETHERLANDS

1.2"
3
cm

LISTONE MARRONE



000668RET

40x120x3 cm

16"x48"x1.2"

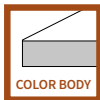


1.2"
3
cm

FORESTA CENERE



R11



000265RET

NEW

40x80x3 cm
16"x32"x1.2"

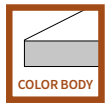


1.2"
3
cm

FORESTA SCURO



R11



000271RET

40x80x3 cm
16"x32"x1.2"

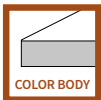


1.2"
3
cm

FORESTA CHIARO



R11






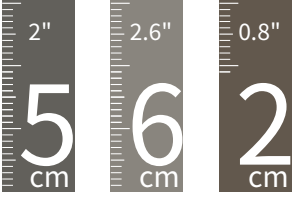
000270RET

40x80x3 cm
16"x32"x1.2"





FORESTA CHIARO, 40x80x3 cm (16"x32"x1.2")





PASSO GIAPPONESE HOLZ GRIGIO, Ø 42x36x2 cm (16"x14"x0.8")

UNITED KINGDOM



NORWAY



SPECIAL SLABS FOR GARDENING, DO-IT-YOURSELF AND URBAN CONTEXTS
LASTRE SPECIALI PER IL GIARDINAGGIO, FAI-DA-TE E CONTESTI URBANI
SPEZIELLE PLATTEN FÜR DEN GARTENBAU, DEM HEIMWERKER UND DEM PROFI
FICHES SPÉCIALES JARDINAGE, BRICOLAGE ET MILIEUX URBAIN

ITALY



ITALY



ITALY



SWITZERLAND



ITALY

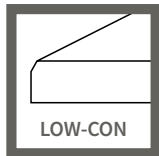





PAVÈ 5 CM GRIGIONI, 20x40x5 cm (8"x16"x2")

2"
5 cm

PAVÉ



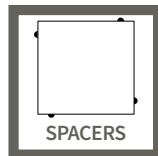

60x60 cm	40x60 cm	20x40 cm
24"x24"	16"x24"	8"x16"

The slabs are rectified before burning on part of the thickness in order to lower the conicity typical of unrectified slabs.

Le lastre vengono rettificate a crudo su parte dello spessore al fine di ridurre la conicità tipica delle lastre non rettificate.

Die Platten werden vor dem Brennen auf einen Teil der Höhe Rektifiziert um bessere Eigenschaften wie bei der Naturkante zu haben.

Les dalles sont rectifiées sur une partie de l'épaisseur avant la cuisson pour réduire leur valeur typique de conicité.



20x20 cm	10x20 cm	10x10 cm
8"x8"	4"x8"	4"x4"

The slabs include spacers that guarantee joints thickness and reduce laying times.

Le lastre includono distanziali ideati per garantire la fuga costante e ridurre i tempi di posa.

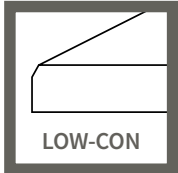
Das Pflaster hat Abstandshalter, die den Fugenabstand garantieren. Das verkürzt die Verlegezeit sehr.

Les dalles contiennent des entretoises conçues pour assurer des jointures uniformes et réduire le temps d'installation.

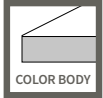
2"

5
cm

PAVÉ BASALTO



R11



000713



60x60x5 cm
24"x24"x2"

000736




40x60x5 cm
16"x24"x2"

000735

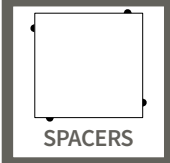


20x40x5 cm
8"x16"x2"


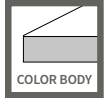


2"
5
cm

PAVÉ BASALTO




R11



000821
NEW
20x20x5 cm
8"x8"x2"

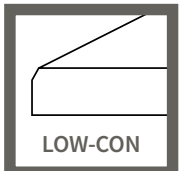
000820
NEW
10x20x5 cm
4"x8"x2"

000819
NEW
10x10x5 cm
4"x4"x2"

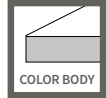


2"
5
cm

PAVÉ PORFIDO ROSSO



R11



000739



60x60x5 cm
24"x24"x2"

000738




40x60x5 cm
16"x24"x2"

000737

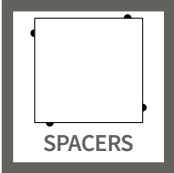


20x40x5 cm
8"x16"x2"


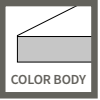


2"

5 PAVÉ PORFIDO ROSSO



R11



000824

NEW

20x20x5 cm
8"x8"x2"



000823

NEW


10x20x5 cm
4"x8"x2"



000822

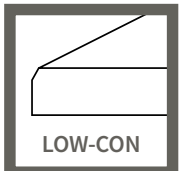
NEW

10x10x5 cm
4"x4"x2"

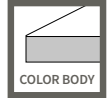


2"
5
cm

PAVÉ TIROLO



R11




000742



60x60x5 cm
24"x24"x2"

000741



40x60x5 cm
16"x24"x2"

000740

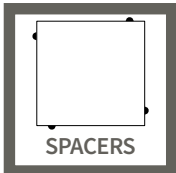


20x40x5 cm
8"x16"x2"

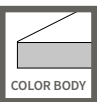


2"

5 PAVÉ TIROLO



R11



000827

NEW

20x20x5 cm
8"x8"x2"



000826

NEW

10x20x5 cm
4"x8"x2"



000825

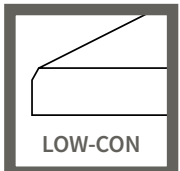
NEW

10x10x5 cm
4"x4"x2"

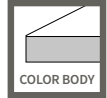


2"
5
cm

PAVÉ LAVICA SAND



R11



000745




60x60x5 cm
24"x24"x2"

000744



40x60x5 cm
16"x24"x2"

000743

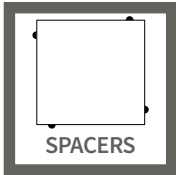


20x40x5 cm
8"x16"x2"


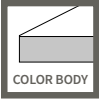


2"

5 PAVÉ LAVICA SAND



R11



000830

NEW

20x20x5 cm
8"x8"x2"



000829

NEW


10x20x5 cm
4"x8"x2"



000828

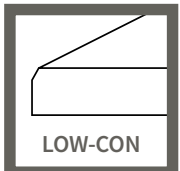
NEW

10x10x5 cm
4"x4"x2"

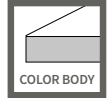


2"
5
cm

PAVÉ LAVICA GRIGIA



R11



000748




60x60x5 cm
24"x24"x2"

000747




40x60x5 cm
16"x24"x2"

000746

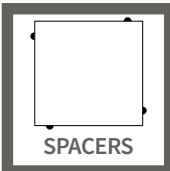


20x40x5 cm
8"x16"x2"


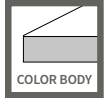


2"
5
cm

PAVÉ LAVICA GRIGIA



R11




000833
20x20x5 cm
8"x8"x2"



000832
10x20x5 cm
4"x8"x2"

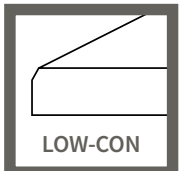


000831
10x10x5 cm
4"x4"x2"

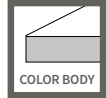


2"
5
cm

PAVÉ GRIGIONI



R11



000672



60x60x5 cm
24"x24"x2"

000671



40x60x5 cm
16"x24"x2"

000670



20x40x5 cm
8"x16"x2"





PAVÈ 5 CM GRIGIONI, 60x60x5 cm (24"x24"x2")
PADUA, ITALY



UNIVERSALE 5 CM GRIGIONI 20x40x5 cm (8"x16"x2")
PAVÈ 5 CM GRIGIONI, 60x60x5 cm (24"x24"x2"), PADUA, ITALY



UNIVERSALE

**THE 5 CM COPING WITH 3 PRINTED SIDES,
THE SURFACE AND TWO LONG SIDES**

LA COPERTINA IN 5 CM CON 3 LATI STAMPATI, LA
SUPERFICIE E DUE LATI LUNGI

DIE 5 CM KERAMIK MIT 3 BEDRUCKTEN SEITEN, DIE
OBERSEITE UND BEIDE LÄNGSSEITEN

LA COUVERTINE 5 CM IMPRIMÉE SUR 3 FACES: LA
SURFACE ET SUR LES 2 CÔTÉS LONGS

UNIVERSALE GRIGIONI, 40x60x5 cm (16"x24"x2")

2"

5
cm

UNIVERSALE GRIGIONI

000712


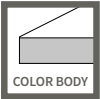


40x60x5 cm
16"x24"x2"

000749



20x40x5 cm
8"x16"x2"



3 SIDES PRINTED
STAMPATO SU 3 LATI
3 SEITEN BEDRUCKT
IMPRIMÉ SUR LES 3 CÔTÉS



2"

5
cm

UNIVERSALE BASALTO

000759




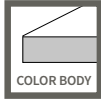
40x60x5 cm
16"x24"x2"

000758



20x40x5 cm
8"x16"x2"

R11



3 SIDES PRINTED
STAMPATO SU 3 LATI
3 SEITEN BEDRUCKT
IMPRIMÉ SUR LES 3 CÔTÉS

2"

5
cm

UNIVERSALE PORFIDO ROSSO

000751


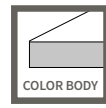


40x60x5 cm
16"x24"x2"


000750



20x40x5 cm
8"x16"x2"



3 SIDES PRINTED
STAMPATO SU 3 LATI
3 SEITEN BEDRUCKT
IMPRIMÉ SUR LES 3 CÔTÉS



2"

5
cm

UNIVERSALE TIROLO

000753



40x60x5 cm
16"x24"x2"

000752

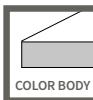


20x40x5 cm
8"x16"x2"

R11



NATURAL



COLOR BODY



V3

3 SIDES PRINTED
STAMPATO SU 3 LATI
3 SEITEN BEDRUCKT
IMPRIMÉ SUR LES 3 CÔTÉS




2"

5
cm

UNIVERSALE LAVICA SAND

000755


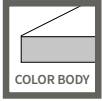


40x60x5 cm
16"x24"x2"

000754



20x40x5 cm
8"x16"x2"



3 SIDES PRINTED
STAMPATO SU 3 LATI
3 SEITEN BEDRUCKT
IMPRIMÉ SUR LES 3 CÔTÉS



2"

5
cm

UNIVERSALE LAVICA GRIGIA

000757




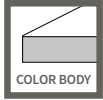
40x60x5 cm
16"x24"x2"

000756



20x40x5 cm
8"x16"x2"

R11



3 SIDES PRINTED
STAMPATO SU 3 LATI
3 SEITEN BEDRUCKT
IMPRIMÉ SUR LES 3 CÔTÉS

THECOBBLESTONE




6 CM NERO, 6 CM GRIGIO, 10x10x6,5 cm (4"x4"x2.6")



6 CM NERO, 6 CM GRIGIO, 10x10x6,5 cm (4"x4"x2.6")
BERGAMO, ITALY

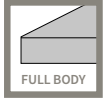
2.6"
6
cm

6 CM NERO




R11

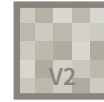
000415



10x10x6,5 cm
4"x4"x2.6"

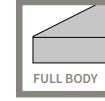


6 CM GRIGIO





R11

000488



10x10x6,5 cm
4"x4"x2.6"





CUBETTI LUSERNA, 60x60x2 cm (24"x24"x0.8")
BERGAMO, ITALY

0.4"
1
cm

COMBINE

INDOOR & OUTDOOR

HARENA CALANCA LIGHT, 60x120x1 cm (24"x48"x0.4")



Thanks to Combine Indoor & Outdoor with reduced thickness slabs, designed for indoor environments, it is possible to furnish any kind of space with elegance, creating a surface continuity combination between different indoor and outdoor environments.

Grazie alle lastre a spessore ridotto Combine Indoor & Outdoor, pensate e dedicate all'utilizzo interno, si arreda con eleganza ogni tipo di spazio, creando una combinazione in continuità di superficie tra ambienti differenti, interni ed esterni.

Dank der Ausführungen in geringerer Dicke von Combine Indoor & Outdoor, die eigens für den Gebrauch im Inneren entwickelt wurden, gestaltet man jede Umgebung mit Eleganz, indem man eine Kombination von kontinuierlichen Oberflächen zwischen unterschiedlichen Bereichen, innen und außen schafft.

Grâce aux dalles à épaisseur réduite, Combine Indoor & Outdoor, pensées et destinées à une utilisation en intérieur, s'accorde avec élégance à n'importe quel type d'espace en créant une combinaison en surface continue entre des milieux différents, intérieurs et extérieurs.

0.4"
1
cm

COLOSSEO GRIGIONI



010106

30x60x0,95 cm
12"x24"x0.38"



R10

010206

30x60x0,95 cm
12"x24"x0.38"



R11

000341

60x120x0,95 cm
24"x48"x0.38"



R10

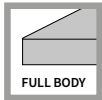






COLOSSEO GRIGIONI, 30x60x1 cm (12"x24"x0.4")



COLOSSEO QUARZITE SVEDESE



000587

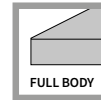
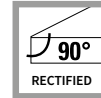
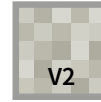
60x60x0,95 cm
24"x24"x0.38"



R10



COLOSSEO PIETRA DI GERUSALEMME



000614

30x60x0,95 cm
12"x24"x0.38"



R10

000608

120x120x0,95 cm
48"x48"x0.38"

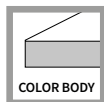
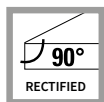


R10






DUOMO PIETRA



010806

30x60x1 cm
12"x24"x0.4"



R10

010612

60x60x1 cm
24"x24"x0.4"



R10

010413

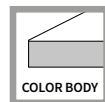
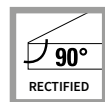
60x90x1 cm
24"x36"x0.4"



R10



DUOMO OMBRA



010606

30x60x1 cm
12"x24"x0.4"



R10

010412


60x60x1 cm
24"x24"x0.4"



R10

010213

60x90x1 cm
24"x36"x0.4"



R10

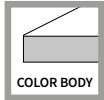




DUOMO PERLA, 60x90x1 cm (24"x36"x0.4")
ANVERSA, BELGIUM



DUOMO PERLA



010506

30x60x1 cm
12"x24"x0.4"



R10

010312


60x60x1 cm
24"x24"x0.4"




R10

010113

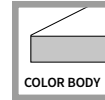
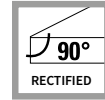

60x90x1 cm
24"x36"x0.4"



R10



DUOMO SABBIA



010706

30x60x1 cm
12"x24"x0.4"



R10

010512

60x60x1 cm
24"x24"x0.4"




R10

010313

60x90x1 cm
24"x36"x0.4"




R10





HARENA CALANCA DARK

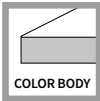


010406

30x60x1 cm
12"x24"x0.4"



R10



010214

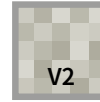
60x120x1 cm
24"x48"x0.4"



R10



HARENA CALANCA LIGHT

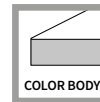
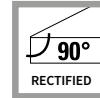


010306

30x60x1 cm
12"x24"x0.4"



R10



010114

60x120x1 cm
24"x48"x0.4"



R10





HARENA CALANCA DARK, 60x120x1 cm (24"x48"x0.4")
MADONNA DI CAMPIGLIO, ITALY



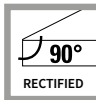
DUOMO TRAVERTINO BEIGE

000486

30x60x0,9 cm
12"x24"x0.35"



R10



DUOMO TRAVERTINO NOCE

000487

30x60x0,9 cm
12"x24"x0.35"




R10




FORTEZZA CEPPO

001061

60x120x1 cm
24"x48"x0.4"




R10



001062

60x120x1 cm
24"x48"x0.4"



R11



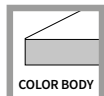


AUREA SAND

001119

30x60x0,9 cm
12"x24"x0.35"

R10

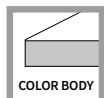


AUREA ANTRACITE

001120

30x60x0,9 cm
12"x24"x0.35"

R10



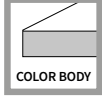
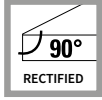


HARENA HOLZ MARRONE

010215
20x120x1 cm
8"x48"x0.4"



R10

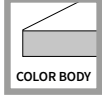


HARENA HOLZ GRIGIO

010315
20x120x1 cm
8"x48"x0.4"



R10

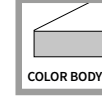
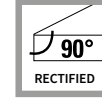


HARENA HOLZ NOCE

010115
20x120x1 cm
8"x48"x0.4"



R10





HARENA HOLZ GRIGIO, 20x120x1 cm (8"x48"x0.4")
LVIV, UKRAINE



No frost
 Ingelivo
 Frostfest
 Antigel



Natural touch sensation
 Sensibilità tattile naturale
 Natürliches
 Berührungsegefühl
 Sensation de toucher
 naturelle



Natural stone reproduction
 Riproduzione di pietra
 naturale
 Natursteinreproduktion
 Reproduction de
 pierre naturelle



Wear resistance
 Resistente all'usura
 Verschleißfestigkeit
 Résistance à l'usure



Colors stable
 Colori stabili
 Farbsicher
 Couleurs stables



Ecological
 Ecologico
 Ökologisch
 Écologique



Easy to lay
 Facile da posare
 Einfach zu verlegen
 Facile à poser



Stain resistant
 Resistente a macchie
 Beständig gegen Flecken
 Résistant aux tâches



Chemicals resistance
 Resistente agli acidi
 Beständig gegen
 Säuren
 Résistant aux acides



Easy to clean
 Facile da pulire
 Pflegeleicht
 Facile à nettoyer



CLAY GHIACCIO



000897

NEW

16x40x1 cm
6"x16"x0.4"



CLAY ORANGE



000898

NEW

16x40x1 cm
6"x16"x0.4"




CLAY COPPER



000899

NEW

16x40x1 cm
6"x16"x0.4"



MINERAL AMBER



000900

NEW

7,5x38,5x0,9 cm
3"x15"x0.35"



MINERAL STEEL



000901

NEW

7,5x38,5x0,9 cm
3"x15"x0.35"



MINERAL DESERT

000902

NEW

7,5x38,5x0,9 cm
3"x15"x0.35"



MINERAL SHADOW



000903

NEW

7,5x38,5x0,9 cm
3"x15"x0.35"



NATURE ALASKA



000904

NEW

16x40x1,5 cm
6"x16"x0.6"



NATURE TIBET



000908

NEW

16x40x1,5 cm
6"x16"x0.6"




NATURE MIX



000909

NEW

16x40x1,5 cm
6"x16"x0.6"



NATURE BRASIL



000910

NEW

16x40x1,5 cm
6"x16"x0.6"



VULCAN SAHARA



000911

NEW

16x40x0,9 cm

6"x16"x0.35"



VULCAN DUST



000912

NEW

16x40x0,9 cm

6"x16"x0.35"



MODULE SERVICE

SERVIZIO MODULARE
MODULIEREN BEDIENUNG
MODULER SERVICE

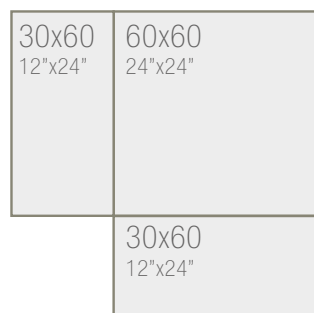
Different sizes, greater freedom. Customize your paving, choose your color.
Formati differenti, grande libertà. Personalizza il tuo pavimento, scegli il tuo colore.
Verschiedene grössen, grosse freiheit. Personalisieren Wähle deine Farbe.
Différentes tailles, plus grande liberté. Personnalisez votre pavé, choisit ta couleur.



MODULE 1

60x120 (24"x48") = 40%
60x60 (24"x24") = 20%
60x90 + 30x60 (24"x36"+12"x24") = 40%

Available in all colors:
Disponibile in tutti i colori:
In allen Farben erhältlich:
Existe dans toutes les couleurs:
60x120 (24"x48")



MODULE 2

60x60 (24"x24") = 50%
30x60 (12"x24") = 50%


Available in all colors:
Disponibile in tutti i colori:
In allen Farben erhältlich:
Existe dans toutes les couleurs:
60x60, 60x90 (24"x24", 24"x36")

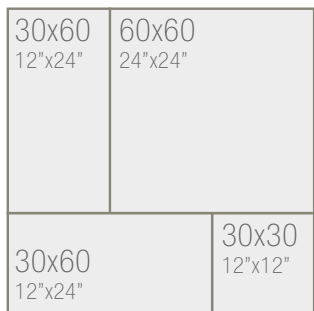


MODULE 3

60x60 (24"x24") = 57%
30x30 (12"x12") = 14%
30x60 (12"x24") = 29%

Available in all colors:
Disponibile in tutti i colori:
In allen Farben erhältlich:
Existe dans toutes les couleurs:
60x60, 60x90 (24"x24", 24"x36")

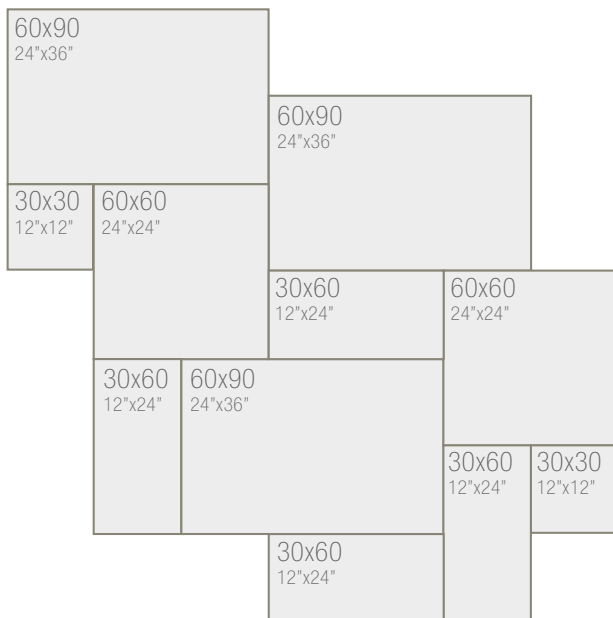




MODULE 4

60x60 (24"x24") = 44%
 30x60 (12"x24") = 45%
 30x30 (12"x12") = 11%

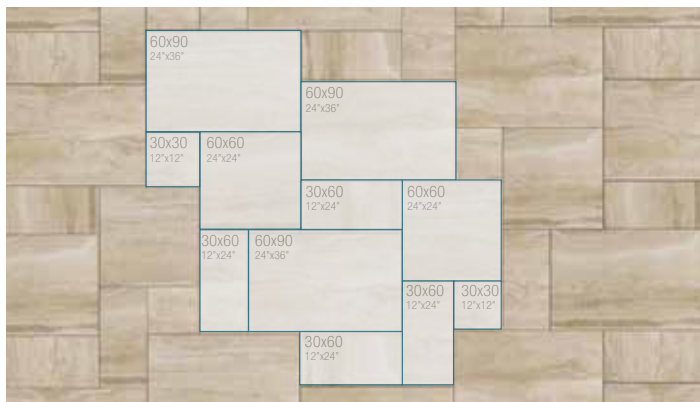
Available in all colors:
 Disponibile in tutti i colori:
 In allen Farben erhältlich:
 Existe dans toutes les couleurs:
 60x60, 60x90, 90x90 (24"x24", 24"x36", 36"x36")



MODULE 5

90x60 (36"x24") = 56%
 60x60 (24"x24") = 25%
 30x60 (12"x24") = 13%
 30x30 (12"x12") = 6%

Available in all colors:
 Disponibile in tutti i colori:
 In allen Farben erhältlich:
 Existe dans toutes les couleurs:
 60x90, 60x120 (24"x36"), (24"x48")



SPECIAL CUTS

TAGLI SPECIALI
SPEZIALSCHNITT
COUPE SPÉCIALE

TORRE QUARZITE GRIGIA, 20x20x2 cm (8"x8"x0.8"),
SAINT JULIAN'S, MALTA



Customize your paving, choose your color.

Personalizza il tuo pavimento, scegli il tuo colore.

Passen Sie Ihre Pflasterung an, wählen Sie Ihre Farbe.

Personnalise ton pavage, choisie ta couleur.

60x60
24"x24"



30x60
12"x24"

30x30
12"x12"

40x80
16"x32"



40x40
16"x16"

20x80
8"x32"

60x90
24"x36"



30x90
12"x36"

45x60
18"x24"

40x120
16"x48"



20x120
8"x48"

40x60
16"x24"

COLOSSEO FIORA 30x60x2 cm (12"x24"x0.8")
SAN MARINO



COLOSSEO SILVERGRAU 30x60x2 cm (12"x24"x0.8")
BERGAMO, ITALY



HARENA CALANCA LIGHT, VARIOUS SIZES
MADONNA DI CAMPIGLIO, ITALY



COLOSSEO GRIGIONI 30x60x2 cm (12"x24"x0.8")
ASPEN, USA



SPECIAL PIECES

PEZZI SPECIALI
SONDERTEILE
PIÉCES SPÉCIALES

All colors and desired formats are available upon request the special pieces are obtained from standard sizes available in the catalogue, with the condition of the maximum size of the same slab.

Disponibili a richiesta tutti i colori e formati desiderati. Vengono ricavati dalle misure delle lastre standard disponibili a catalogo con il vincolo della dimensione massima della stessa lastra.

Alle Farben und gewünschten Formate sind auf Anfrage erhältlich Die Sonderanfertigungen werden aus der, im Katalog verfügbaren Standardgrößen, gefertigt.

Disponible sur toutes les couleurs et les tailles souhaitées sont obtenues à partir de tailles standard disponibles dans le catalogue, à la condition de la taille maximale de la même dalle.



L - U COPING
COPERTINA L - U
ABDECKPLATT L - U
COUVERTINE L - U



BLOCK STEP
GRADONE
STUFE
MARCHE BLOC



BULLNOSE
BORDO TORO
ABGERUNDETE KANTE
BORDS ARRONDIS



RAISED STEP
GRADINI RIALZATI
ERHÖHTE STUFEN
MARCHE SURÉLEVÉE





GRID
GRIGLIA
GITTER
GRILLE



PLANTER
FIORIERA
BLUMENTOPF
JARDINIÈRE



BENCH
SEDUTA
BANK
SÉANCE



PILLAR TABLE
TAVOLO COLONNA
SÄULENTISCH
TABLEAU
EN COLONNE



PLANTER
FIORIERA
BLUMENTOPF
JARDINIÈRE


L - U COPING
COPERTINA L - U
ABDECKPLATT L - U
COUVERTINE L - U

CUTTING PROCESS
LAVORAZIONE TAGLIO
SCHNEIDVERFAHREN
PROCESSUS DE COUPE

BULLNOSE
BORDO TORO
ABGERUNDETE KANTE
BORDS ARRONDIS

BLOCK STEP
GRADONE
STUFE
MARCHÉ BLOC

BENCHE
SEDUTA
BANK
SÉANCE





PLANTER - FIORIERA - BLUMENTOPF - JARDINIÈRE



L COPING - COPERTINAL - ABDECKPLATT L - COUVERTINE L



BULLNOSE - BORDO TORO - ABGERUNDETE KANTE - BORDS ARRONDIS




L COPING - COPERTINAL - ABDECKPLATT L - COUVERTINE L



BULLNOSE - BORDO TORO - ABGERUNDETE KANTE
BORDS ARRONDIS



L COPING - COPERTINAL - ABDECKPLATT L - COUVERTINE L



GRID - GRIGLIA - GITTER - GRILLE



BLOCK STEP - GRADONE - STUFE - MARCHE BLOC

OUTDOOR FURNITURE


ARREDO ESTERNO
MÖBEL FÜR DEN
AUßENBEREICH
MOBILIER D'EXTÉRIEUR

A new way of designing the outdoors: flowerpot, seats, vases, benches and bollards in sintered stone for parks, terraces, gardens, courtyards and squares. The combination of these elements allows the realization of a real modular system with products of the same tone, color and material.


Un nuovo modo di progettare l'outdoor: fioriere, sedute, vasi, panchine e dissuasori in pietra sinterizzata per parchi, terrazzi, giardini, cortili e piazze. La combinazione di questi elementi permette la realizzazione di un vero e proprio sistema modulare con prodotti dello stesso tono, colore e materiale.

Eine neue Art, den Außenbereich zu gestalten: Blumentöpfe, Sitzgelegenheiten, Vasen, Bänke und Poller aus Feinsteinzeug für Parks, Terrassen, Gärten, Höfe und Plätze. Die Kombination dieser Elemente ermöglicht die Realisierung eines echten modularen Systems mit Produkten im gleichen Ton, in der gleichen Farbe und im gleichen Material.

Une nouvelle façon de concevoir l'extérieur: pots de fleurs, sièges, vases, bancs et bornes en grès cérame pour parcs, terrasses, jardins, cours et places. La combinaison de ces éléments permet la réalisation d'un véritable système modulaire avec des produits de même ton, couleur et matière.



COLOSSEO GRIGIONI



PLANTER - FIORIERA - BLUMENTOPF - JARDINIÈRE

Starting from the range of available sizes, it is possible to obtain flowerpots of any size, shape and color.

Partendo dalla gamma di formati disponibili è possibile ricavare fioriere di qualsiasi dimensione, forma e colore.

Ausgehend von der Palette der verfügbaren Größen ist es möglich, Blumentöpfe in jeder Größe, Form und Farbe zu erhalten.

À partir de la gamme de formats disponibles, il est possible d'obtenir des jardinières de toutes tailles, formes et couleurs.



U BENCH - PANCINA A U - U-BÄNKE - BANC EN U

With total 45° assembly or assembled with visible edge.

Con assemblaggio a 45° totale oppure assemblate con costa a vista.

Mit totaler 45°-Montage oder montiert mit sichtbarer Kante.

Avec assemblage total à 45° ou assemblé avec bord visible.



BENCH - SEDUTA - BÄNKE - BANC

The benches can be made in customized sizes and colors.

Possono essere realizzate in grandezze e colorazioni personalizzate.

Können in individuellen Größen und Farben hergestellt werden.

Peuvent être réalisés dans des dimensions et des couleurs personnalisées.



SINTERED STONE INSTALLATION

POSA DELLA PIETRA
SINTERIZZATA
FEINSTEINZEUG INSTALLATION
INSTALLATION DU GRÈS CÉRAMÉ

LAYING ON SCREED WITH ADHESIVE

Posa su massetto con colla
Verlegung auf Estrich mit Kleber
Pose sur chape avec adhésif



INSTALLATION WITH EASY PAVING

Posa con EASY PAVING
Verlegung mit EASY PAVING
Pose avec EASY PAVING



DRY LAYING ON GRASS

Posa a secco su Erba
Trockenverlegung auf Rasen
Pose à sec sur Herbe



LAYING ON WET SAND WITH CEMENT

Posa fresco su fresco sabbia misto cemento
Verlegung auf nassen Sand mit Zement
Pose sur chape maigre



VENTILATED FAÇADES INSTALLATION

Installazione di facciate ventilate
Installation von belüfteten Fassaden
Installation de façades ventilées



DRY LAYING ON SAND / GRAVEL

Posa a secco su Sabbia / Ghiaia
Trockenverlegung auf Sand / Kies
Pose à sec sur Sable / Gravier



RAISED LAYING WITH SUPPORT

Posa sopraelevata con supporto
Verlegung auf Stelzlager
Pose surélevée avec support



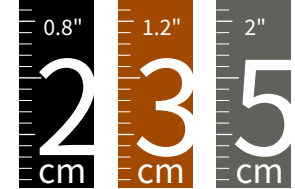
CERA PANEL INSTALLATION

Installazione di CERA PANEL
Installation von CERA PANEL
Installation de CERA PANEL



DRY-LAY INSTALLATION ON GRASS

POSA A SECCO IN APPOGGIO SU ERBA
TROCKENE VERLEGUNG DURCH AUFLAGE AUF HERBE
POSE À SEC EN APPUI SUR L'HERBE



DESTINATIONS - DESTINAZIONI - ZIELE - DESTINATIONS

- **Driveways**
Vialetti carrabili
Einfahrten
Allées
- **Commercial areas**
Aree commerciali - Gewerbeflächen
- Zones commerciales
- **Terraces**
Terrazze - Terrassen - Terrasses
- **Garden, courtyard or patio**
Giardino, cortile, patio - Garten oder Hof - Jardin, cour, patio
- **Residential areas**
Aree residenziali
Wohngebiete
Aires résidentielles

ADVANTAGES - VANTAGGI - VORTEILE - AVANTAGES

- **Easy to install**
Facile da installare
Einfach zu installieren
Facile à installer
- **Easy maintenance**
Manutenzione facilitata
Einfache Wartung
Entretien facile
- **Reusable and replaceable**
Riutilizzabile e sostenibile
Wiederverwenden und austauschbar
Réutilisable et remplaçable
- **Draining surface**
Superficie drenante
Oberfläche entleeren - Surface drainante
- **Iminspectable**
Ispezionabile
Inspizierbar
Inspectable
- **Immediately usable**
Immediatamente utilizzabile
Sofort benutzbar
Immédiatement utilisable



In public zones or private gardens, in the presence of lawn slabs, they can be laid dry on top of grass without using any adhesives. This allows you to change the flooring at any time and to reuse the same slabs several times. Dry laying does not require the intervention of specialized professionals and is immediately walkable. It is recommended to lay with a 2% slope to avoid water accumulation.

In presenza di fondi erbosi, sia in abitazioni private che in aree pubbliche, le lastre vengono posate a secco sul basamento senza l'utilizzo di collanti edilizi. Ciò permette di modificare le pavimentazioni in qualsiasi momento e di riutilizzare le stesse lastre più volte. La posa a secco non richiede l'intervento di professionisti specializzati e risulta immediatamente calpestabile. Si suggerisce di posare con una pendenza del 2% per evitare l'accumulo d'acqua.

Bei Rasenflächen in privaten oder öffentlichen Gärten werden die Platten trocken auf dem Untergrund, ohne Verwendung von Bauklebern, verlegt. Auf diese Weise können die Böden jederzeit geändert und die selben Platten mehrmals wiederverwendet werden. Für die Trockenverlegung werden keine Fachleute benötigt und der Boden ist sofort begehbar. Um Wasseransammlungen zu vermeiden, wird eine Verlegung mit einem Gefälle von 2% empfohlen.

En présence d'herbe, dans les jardins privés ou dans les zones publiques, les dalles sont posées à sec sur la base sans colles techniques. Cela permet de modifier les pavages à tout moment et de réutiliser les dalles plusieurs fois. La pose à sec n'exige pas l'intervention de spécialistes et elle est immédiatement praticable. Il est recommandé de poser avec une pente de 2% pour éviter l'accumulation d'eau.

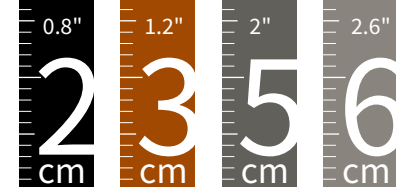


DRIVE-OVER FOR SLABS WITH 3, 5 CM (1.2", 2") THICKNESS
CARRABILE PER LASTRE DI 3, 5 CM DI SPESSORE
ÜBERFAHREN FÜR PLATTEN MIT 3, 5 CM DICKE
CARROSSABLE POUR LES DALLES D'ÉPAISSEUR DE 3, 5 CM



DRY-LAY INSTALLATION ON SAND OR GRAVEL

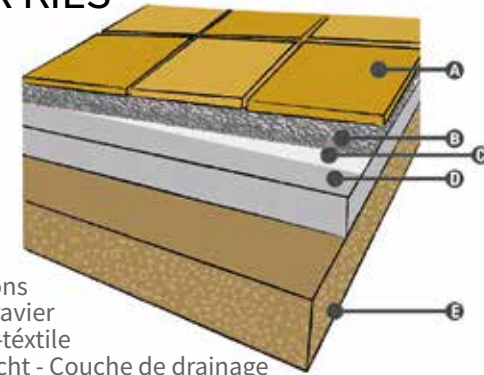
POSA A SECCO IN APPOGGIO SU SABBIA O GHIAIA
TROCKENE VERLEGUNG DURCH AUFLAGE AUF SAND ODER KIES
POSE À SEC EN APPUI SUR SABLE OU GRAVIER



EXAMPLE OF LAYING ON GROUND

ESEMPIO DI POSA SU TERRENO
BEISPIEL FÜR DAS AUFLEGEN AUF DEM BODEN
EXEMPLE DE POSE AU SOL

- A: Slabs with Cross Spacer** - Lastre con Crocette
- Platte mit Kreuzabstandshalter - Dalles avec Croisillons
- B: Sand/Gravel** - Sabbia/Ghiaia - Sand/Kies - Sable/Gravier
- C: Non-woven fabric** - Geotessuto - Geogewebe - Geo-téxtille
- D: Drainage layer** - Strato di drenaggio - Drainageschicht - Couche de drainage
- E: Soil** - Terreno - Boden - Sol



The slabs can be laid dry without the need adhesives. This means the slabs are easily levelled out on top of the sand/gravel and are ready for use immediately afterwards. This allows users to change the paving at any time or reuse the same material several times, even in different locations. It is recommended to lay with a 2% slope to avoid water accumulation.

Le lastre si possono posare a secco senza l'utilizzo di collanti edilizi. Ciò permette di assestare e livellare velocemente la lastra sulla sabbia/ghiaia risultando immediatamente calpestabile. Questo metodo permette di modificare il disegno di posa in qualsiasi momento o di riutilizzare le stesse lastre più volte anche in contesti diversi. Si suggerisce di posare con una pendenza del 2% per evitare l'accumulo d'acqua.

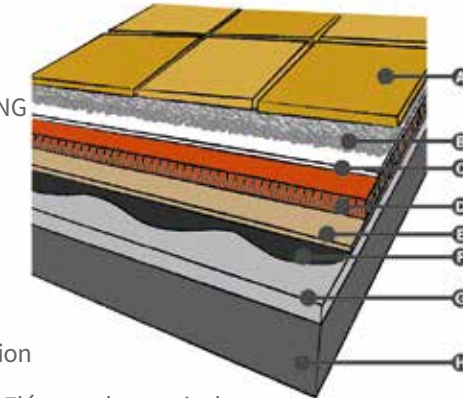
Die Platten können ohne Klebstoffe trocken verlegt werden. Dadurch lassen sich die Platten einfach auf dem Sand/Kies nivellieren und sind danach sofort einsatzbereit. So kann der Nutzer den Belag jederzeit wechseln oder das gleiche Material mehrmals wiederverwenden, auch an unterschiedlichen Orten. Um Wasseransammlungen zu vermeiden, wird eine Verlegung mit einem Gefälle von 2% empfohlen.

Les dalles peuvent être posées à secs sans avoir besoin de colles. Cela signifie que les dalles sont facilement nivelées sur le sable/gravier et sont prêtes à l'emploi immédiatement après. Cela permet aux utilisateurs de changer de pavage à tout moment ou de réutiliser plusieurs fois le même matériau, même à des endroits différents. Il est recommandé de poser avec une pente de 2% pour éviter l'accumulation d'eau.

EXAMPLE OF LAYING ON FLAT COVERING

ESEMPIO DI POSA SU COPERTURA PIANA
BEISPIEL FÜR DIE VERLEGUNG DER FLACHEN ABDECKUNG
EXEMPLE DE POSE SUR REVÊTEMENT PLAT

- A: Slabs with Cross Spacer** - Lastre con Crocette
- Platte mit Kreuzabstandshalter - Dalles avec Croisillons
- B: Ballast layer of gravel**
Strato di zavorramento in ghiaia - Beschwerungsschicht aus Kies - Couche de lestage dans le gravier
- C: Separation layer**
Strato di separazione - Trennschicht - Couche de séparation
- D: Thermal insulation element**
Elemento termoisolante - Wärmedämmendes Element - Élément thermo-isolant
- E: Vapour barrier** - Barriera al vapore - Dampfsperre - Barrière à la vapeur
- F: Waterproof layer** - Manto impermeabile - Undurchlässige Schicht - Revêtement imperméable
- G: Sloping screed** - Massetto di pendenza - Estrich mit Gefälle - Chape d'inclinaison
- H: Floor** - Solaio - Decke - Plancher



The laying solutions are merely indicative. Soluzioni di posa puramente indicative.
Rein beispielsweise Verlegelösungen. Solutions de pose purement indicatives.



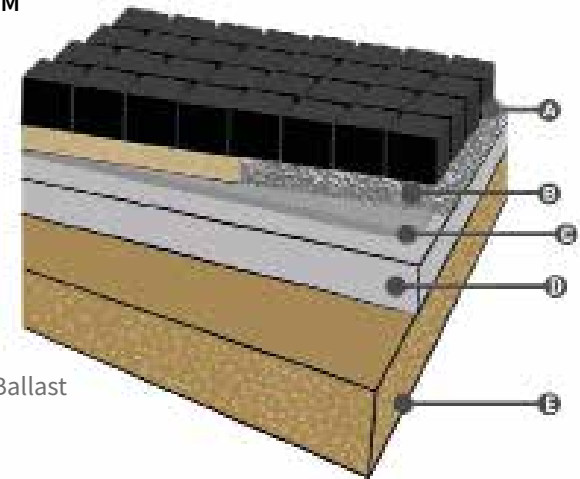
DRIVE-OVER FOR SLABS WITH 3, 5, 6 CM (1.2", 2", 2.4") THICKNESS
CARRABILE PER LASTRE DI 3, 5, 6 CM DI SPESSORE
ÜBERFAHREN FÜR PLATTEN MIT 3, 5, 6 CM DICKE
CARROSSABLE POUR LES DALLES D'ÉPAISSEUR DE 3, 5, 6 CM





EXAMPLE OF LAYING ON GROUND OF 6 CM
 ESEMPIO DI POSA SU TERRENO DEL 6 CM
 BEISPIEL FÜR DIE VERLEGUNG AUF 6 CM
 EXEMPLE DE POSE SUR LE SOL DE 6 CM

- A: 6 CM**
- B: Sand/gravel**
Sabbia/ghiaia - Sand/Kies - Sable/gravier
- C: Screed with electrowelded mesh**
Massetto con rete elettrosaldata
Estrich mit Elektroschweißgitter
Chape avec treillis électrosoudé
- D: Roadbed** - Massiccata - Straßenbett - Ballast
- E: Soil** - Terreno - Boden - Sol



DESTINATIONS - DESTINAZIONI - ZIELE - DESTINATIONS

- **Driveways**
Vialetti carrabili
Einfahrten
Allées
- **Residential areas**
Aree residenziali
Wohngebiete
Aires résidentielles
- **Commercial areas**
Aree commerciali - Gewerbeflächen
- Zones commerciales
- **Terraces**
Terrazze - Terrassen - Terrasses
- **Garden, courtyard or patio**
Giardino, cortile, patio - Garten oder
Hof - Jardin, cour, patio

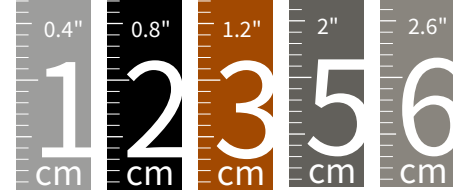
ADVANTAGES - VANTAGGI - VORTEILE - AVANTAGES

- **Easy to install**
Facile da installare
Einfach zu installieren
Facile à installer
- **Easy maintenance**
Manutenzione facilitata
Einfache Wartung
Entretien facile
- **Reusable and replaceable**
Riutilizzabile e sostenibile
Wiederverwenden und austauschbar
Réutilisable et remplaçable
- **Draining surface**
Superficie drenante
Oberfläche entleeren - Surface
drainante
- **Inspectable**
Ispezionabile
Inspizierbar
Inspectable
- **Immediately usable**
Immediatamente utilizzabile
Sofort benutzbar
Immédiatement utilisable



LAYING ON SCREED WITH ADHESIVE

POSA SU MASSETTO CON COLLA
MIT KLEBSTOFF AUF DEN ESTRICH LEGEN
POSE SUR CHAPE AVEC COLLE



DESTINATIONS - DESTINAZIONI - ZIELE - DESTINATIONS

- **Driveways**
Vialetti carrabili - Einfahrten - Allées
- **Pool sides**
Bordi piscina - Poolseiten - Côté piscine
- **Terraces**
Terrazze - Terrassen - Terrasses
- **Car parking**
Parcheggi - Parkplatz - Parking
- **Residential areas**
Aree residenziali - Wohngebiete - Aires résidentielles
- **Commercial areas**
Aree commerciali - Gewerbeflächen - Zones commerciales
- **Outdoor stairs**
Scale esterne - Außentreppen - Escaliers extérieurs
- **Garage ramps**
Rampe garage - Garagenrampen - Rampes de garage

ADVANTAGES - VANTAGGI - VORTEILE - AVANTAGES

- **Maximum stability over time**
Massima stabilità nel tempo
Maximale Stabilität über die Zeit
Stabilité maximale dans le temps
- **Ideal for driveways**
Ideale per superfici carrabili
Ideal für Einfahrten
Idéal pour les allées
- **Ideal for intense pedestrian circulation**
Ideale per circolazioni pedonali intense
Ideal für eine intensive Fußgängerzirkulation
Idéal pour une circulation piétonne intense



The advanced technical features of the sintered stone collections, combined with an adhesive laying technique on screed, allow users to create perfectly stable and exceptionally hard-wearing surfaces. The slabs used with this solution can withstand both moving and parked vehicles. Ideal for heavily frequented areas, in particular for squares, pavements, or ramps. Expansion joints are necessary and joints must be filled with cementitious grout. It is recommended to lay with a 2% slope to avoid water accumulation.

Le elevate caratteristiche tecniche delle collezioni in pietra sinterizzata combinate alla soluzione di posa a colla su massetto permettono di generare superfici perfettamente stabili ed eccezionalmente resistenti. Le lastre utilizzate con questa soluzione sono in grado di sopportare il passaggio e la sosta di autoveicoli. Ideali per tutte le strutture urbane molto frequentate quali piazze, marciapiedi o rampe. Sono necessari i giunti di dilatazione e le fughe tra le lastre devono essere riempite con stucco cementizio. Si suggerisce di posare con una pendenza del 2% per evitare l'accumulo d'acqua.

Die fortschrittlichen technischen Merkmale der Feinsteinzeugkollektionen in Kombination mit einer klebenden Verlegetechnik auf Estrich ermöglichen es dem Benutzer, perfekt stabile und außergewöhnlich strapazierfähige Oberflächen zu schaffen. Die mit dieser Lösung verwendeten Platten können sowohl fahrenden als auch geparkten Fahrzeugen standhalten. Ideal für stark frequentierte Bereiche, insbesondere für Plätze, Gehwege oder Rampen. Dehnungsfugen sind notwendig und Fugen müssen mit Zementmörtel gefüllt werden. Um Wasseransammlungen zu vermeiden, wird eine Verlegung mit einem Gefälle von 2% empfohlen.

Les caractéristiques techniques avancées de la collection en grès cérame combinées avec la solution de pose adhésive sur la chape, elles permettent de créer surfaces parfaitement stables et exceptionnellement résistantes. Les dalles utilisées avec cette solution-ci, elles peuvent soutenir le passage et l'arrêt de voitures. Idéales pour toutes les structures urbaines souvent fréquentées comme places, trottoirs ou rampes. Les jointures sont nécessaires et elles doivent être jointoyées avec ciment. Il est recommandé de poser avec une pente de 2% pour éviter l'accumulation d'eau.



DRIVE-OVER FOR SLABS WITH 2, 3, 5, 6 CM (0.8", 1.2", 2", 2.4") THICKNESS
CARRABILE PER LASTRE DI 2, 3, 5, 6 CM DI SPESSORE
ÜBERFAHREN FÜR PLATTEN MIT 2, 3, 5, 6 CM DICKE
CARROSSABLE POUR LES DALLES D'ÉPAISSEUR DE 2, 3, 5, 6 CM





EXAMPLE OF LAYING ON GROUND

ESEMPIO DI POSA SU TERRENO

BEISPIEL FÜR DAS AUFLEGEN AUF DEM BODEN

EXEMPLE DE POSE AU SOL

A: Slab laid with adhesive - Lastra posata con collante

- Platte mit Kleber verlegt - Dalle posé avec de la colle

B: Leveling concrete screed (may include electro welded mesh) - Caldana livellante (eventuale rete elettrosaldata)

Betonestrich (eventuelles Bewehrungsgitter)

Chape en béton (éventuel grillage électrosoudé)

C: Reinforcement layer - Strato di rinforzo

Verstärkungsschicht - Couche de renfort

D: Concrete screed

Massetto in calcestruzzo - Betonestrich

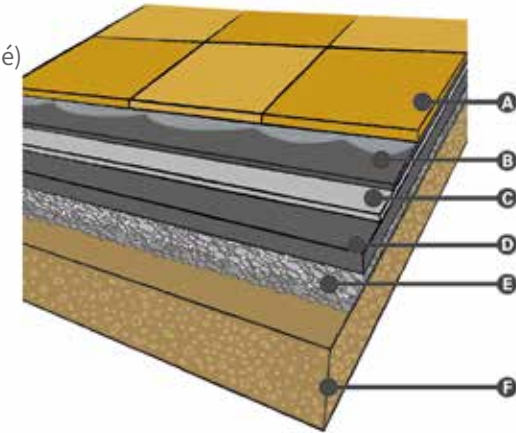
- Chape en béton

E: Loose stone foundation (gravel)

Vespaio (ghiaia) - Hohlraum (Kies)

Guide sanitaire (gravier)

F: Soil - Terreno - Erdreich - Terrain



EXAMPLE OF LAYING ON SCREED

ESEMPIO DI POSA SU MASSETTO

BEISPIEL FÜR DAS AUFLEGEN AUF SCREED

EXEMPLE DE POSE SUR SCREED

A: Slab - Lastra - Platte - Dalle

B: Adhesive - Colla - Kleben - Colle

C: Leveling concrete screed (may include electro welded mesh)

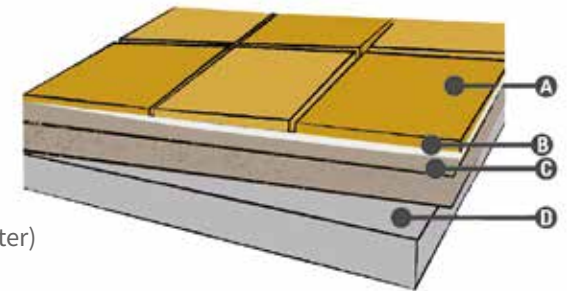
Caldana livellante (eventuale rete elettrosaldata)

Betonestrich (eventuelles Bewehrungsgitter)

Chape en béton (éventuel grillage électrosoudé)

D: Structural screed - Massetto strutturale

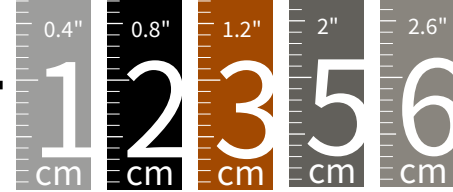
- Strukturestrich - Chape structurelle



The laying solutions are merely indicative. Soluzioni di posa puramente indicative.
Rein beispielsweise Verlegelösungen. Solutions de pose purement indicatives.

LAYING ON WET SAND WITH CEMENT

POSA FRESCO SU FRESCO CON SABBIA MISTO CEMENTO
MIT ZEMENT AUF NASSEN SAND LEGEN
POSE SUR SABLE MOUILLE AVEC CIMENT



DESTINATIONS - DESTINAZIONI - ZIELE - DESTINATIONS

- **Driveways**
Vialetti carrabili - Einfahrten - Allées
- **Pool sides**
Bordi piscina - Poolseiten - Tour de piscine
- **Terraces**
Terrazze - Terrassen - Terrasses
- **Car parking**
Parcheggi - Parkplatz - Parking
- **Residential and commercial areas**
Aree residenziali e commerciali - Wohngebiete und Gewerbeflächen - Aires résidentielles et commerciales
- **Garage ramps**
Rampe garage - Garagenrampen - Rampes de garage

ADVANTAGES - VANTAGGI - VORTEILE - AVANTAGES

- **Maximum stability over time**
Massima stabilità nel tempo - Maximale Stabilität über die Zeit - Stabilité maximale dans le temps
- **Ideal for intense pedestrian circulation**
Ideale per circolazioni pedonali intense - Ideal für eine intensive Fußgängerzirkulation - Idéal pour une circulation piétonne intense

The slabs are laid on a base of sand mixed with cement. This technique guarantees the slabs long term stability and their vehicle accessibility. It also allows to lay the slabs straight on the floor screed avoiding the high costs of the levelling screed arrangements. Expansion joints are necessary and joints must be filled with cementitious grout. It is recommended to lay with a 2% slope to avoid water accumulation.

Le lastre vengono posate su una base di sabbia mista a cemento, questa tecnica garantisce la stabilità delle lastre a lungo termine e la carrabilità. Inoltre permette di posare le lastre direttamente su massetto evitando i costi elevati di predisposizione della caldana. Sono necessari i giunti di dilatazione e le fughe tra le lastre devono essere riempite con stucco cementizio. Si suggerisce di posare con una pendenza del 2% per evitare l'accumulo d'acqua.

Die Platten werden auf eine mit Zement vermischte Sandbasis gelegt. Diese Technik garantiert die Langzeitstabilität der Platten und ihre Zugänglichkeit für Fahrzeuge. Es ermöglicht auch, die Platten gerade auf den Estrich zu legen, wodurch die hohen Kosten der Nivellierestrichanordnungen vermieden werden. Dehnungsfugen sind notwendig und Fugen müssen mit Zementmörtel gefüllt werden. Um Wasseransammlungen zu vermeiden, wird eine Verlegung mit einem Gefälle von 2% empfohlen.

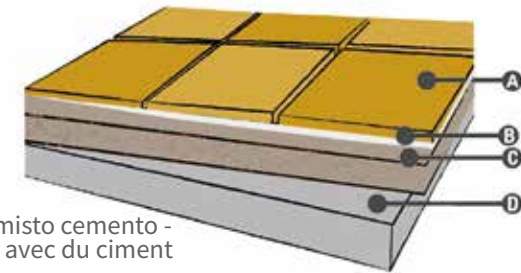
Les dalles sont posées sur une base de sable mixée avec du ciment, cette technique-ci garantie la stabilité des allées à long temps et sa caractéristique carrossable. De plus elle permet de poser les dalles directement sur la chape, en évitant coûts élevés pour niveler. Les jointures sont nécessaires et elles doivent être jointoyes avec ciment. Il est recommandé de poser avec une pente de 2% pour éviter l'accumulation d'eau.



EXAMPLE OF LAYING ON SCREED

ESEMPIO DI POSA SU MASSETTO
BEISPIEL FÜR DAS AUFLEGEN AUF SCREED
EXEMPLE DE POSE SUR SCREED

- A Slab** - Lastra - Platte - Dalle
- B Adhesive** - Colla - Kleben - Colle
- C Sand with cement levelling screed** - Sabbia misto cemento - Sand mit Zementausgleichsestrich - Sable mixée avec du ciment
- D Structural screed** - Massetto strutturale - Strukturestrich - Chape structurelle



The laying solutions are merely indicative. Soluzioni di posa puramente indicative. Rein beispielsweise Verlegelösungen. Solutions de pose purement indicatives.

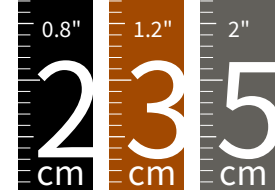


DRIVE-OVER FOR SLABS WITH 2, 3, 5, 6 CM (0.8", 1.2", 2", 2.4") THICKNESS
CARRABILE PER LASTRE DI 2, 3, 5, 6 CM DI SPESSORE
ÜBERFAHREN FÜR PLATTEN MIT 2, 3, 5, 6 CM DICKE
CARROSSABLE POUR LES DALLES D'ÉPAISSEUR DE 2, 3, 5, 6 CM




RAISED LAYING WITH SUPPORT


POSA SOPRAELEVATA CON SUPPORTO
ERHÖHTE LAGE MIT UNTERSTÜTZUNG
POSE SURÉLEVÉE AVEC SUPPORTS



ADVANTAGES - VANTAGGI - VORTEILE - AVANTAGES




- **Excellent for hiding equipment**
Ottimo nascondiglio per impianti
Hervorragendes Versteck für Leitungen und Anlagen
Excellente cachette pour installations




- **Always a flat floor and easily accessible**
Pavimento piano e facilmente ispezionabile
Fußboden immer eben und leicht zugänglich
Pavement toujours plat et facile à inspecter



- **Better thermal and acoustic insulation**
Migliore isolamento termico e acustico
Bessere Wärme- und Schalldämmung
Meilleure isolation thermique et acoustique



- **Absorption of structural movements**
Ottimo assorbimento delle dilatazioni
Hervorragendes Auffangen von Spannungen
Excellente absorption des dilatations



- **Fast installation**
Velocità di posa in opera
Schnelles Verlegen
Rapide à poser



- **Exceptional load bearing strength**
Forte resistenza ai pesi
Hoher Widerstand gegen Belastungen
Forte resistance aux poids



- **Significant reduction in weight**
Significativa diminuzione del peso
Signifikante Gewichtsverminderung
Diminution significative du poids



- **Quick water drainage**
Rapido deflusso dell'acqua
Schnelles Abfließen des Wassers
Rapide écoulement de l'eau



- **Ecological and clean**
Ecologia e pulizia
Ökologisch und sauber
Ecologie et propreté



Floating paving is composed by a series of modular and adjustable supports, that easily and safely adapt to all paving types. Designed to guarantee an homogeneous surface, without bringing radical changes to the existing structure, as well as to eliminate humidity problems, water infiltrations, passage of electric cables and pipes, floating paving solutions allow easy and quick inspections and rainwater efficient drainage. It is recommended to lay with a 2% slope to avoid water accumulation.

Il pavimento sopraelevato è composto da una serie di supporti modulari, che con semplicità e sicurezza si adatta ad ogni tipo di superficie. Ideata per garantire sempre una pavimentazione omogenea, senza apportare interventi radicali alla struttura preesistente ed eliminare i problemi di umidità, infiltrazioni d'acqua, passaggio di cavi o tubi, permettendo una facile e veloce ispezionabilità e un efficace smaltimento delle acque meteoriche. Si suggerisce di posare con una pendenza del 2% per evitare l'accumulo d'acqua.

Schwimmende Verlegung besteht aus einer Reihe von modularen und verstellbaren Stützen, die so einfach sind und sich sicher an alle Flächen anpassen. Entwickelt, um eine homogene Oberfläche zu schaffen, ohne radikale Änderungen an der bestehenden Struktur, sowie zu beseitigen Feuchtigkeitsprobleme, Wasserinfiltrationen, Durchführen von elektrischen Kabeln und Rohren, schwimmend Verlegung ermöglichen einfache und schnelle Inspektionen und eine effiziente Entwässerung des Regenwassers. Um Wasseransammlungen zu vermeiden, wird eine Verlegung mit einem Gefälle von 2% empfohlen.

Le dallage surélevé est composé par une série de supports modulaires, qui, avec simplicité et sécurité, s'adaptent à chaque type de surface. Idée pour garantir toujours un dallage uniforme, sans apporter des modifications radicales à la structure préexistante et éliminer les problèmes d'humidité, d'infiltration de l'eau, de passage de câbles et tuyau, en permettant une inspection rapide et facile et un drainage de l'eau de pluie efficace. Il est recommandé de poser avec une pente de 2% pour éviter l'accumulation d'eau.

DESTINATIONS - DESTINAZIONI - ZIELE - DESTINATIONS

- Residential areas
Aree residenziali - Wohngebiete
Aires résidentielles
- Commercial areas
Aree commerciali - Gewerbeflächen
Zones commerciales
- Terraces
Terrazze - Terrassen - Terrasses
- Garden, courtyard or patio
Giardino, cortile, patio
Garten oder Hof
Jardin, cour, patio



The proposed diagrams and indications are purely indicative of the type of application: please refer to the specific regulations in force in your country in order to lay the floor to the highest technical standards. It is recommended to lay with a 2% slope to avoid water accumulation.

Le soluzioni di applicazione e le indicazioni proposte sono puramente indicative: si prega di fare riferimento alle normative specifiche in vigore nel proprio paese per realizzare una pavimentazione a regola d'arte e in sicurezza. Si suggerisce di posare con una pendenza del 2% per evitare l'accumulo d'acqua.

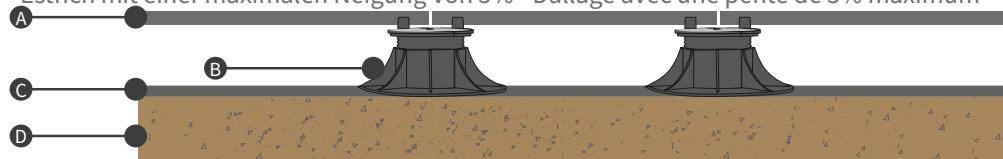
Die vorgeschlagenen Diagramme und Angaben geben lediglich Aufschluss über die Art der Anwendung: Bitte beachten Sie die in Ihrem Land geltenden spezifischen Vorschriften, um den Boden nach den höchsten technischen Standards zu verlegen. Um Wasseransammlungen zu vermeiden, wird eine Verlegung mit einem Gefälle von 2% empfohlen.

Les solutions d'application et les indications proposées sont purement indicatives: merci de vous référer aux normes spécifiques en vigueur dans votre pays pour créer un dallage aux règles de l'art et sécurité. Il est recommandé de poser avec une pente de 2% pour éviter l'accumulation d'eau.

EXAMPLE OF RAISED LAYING

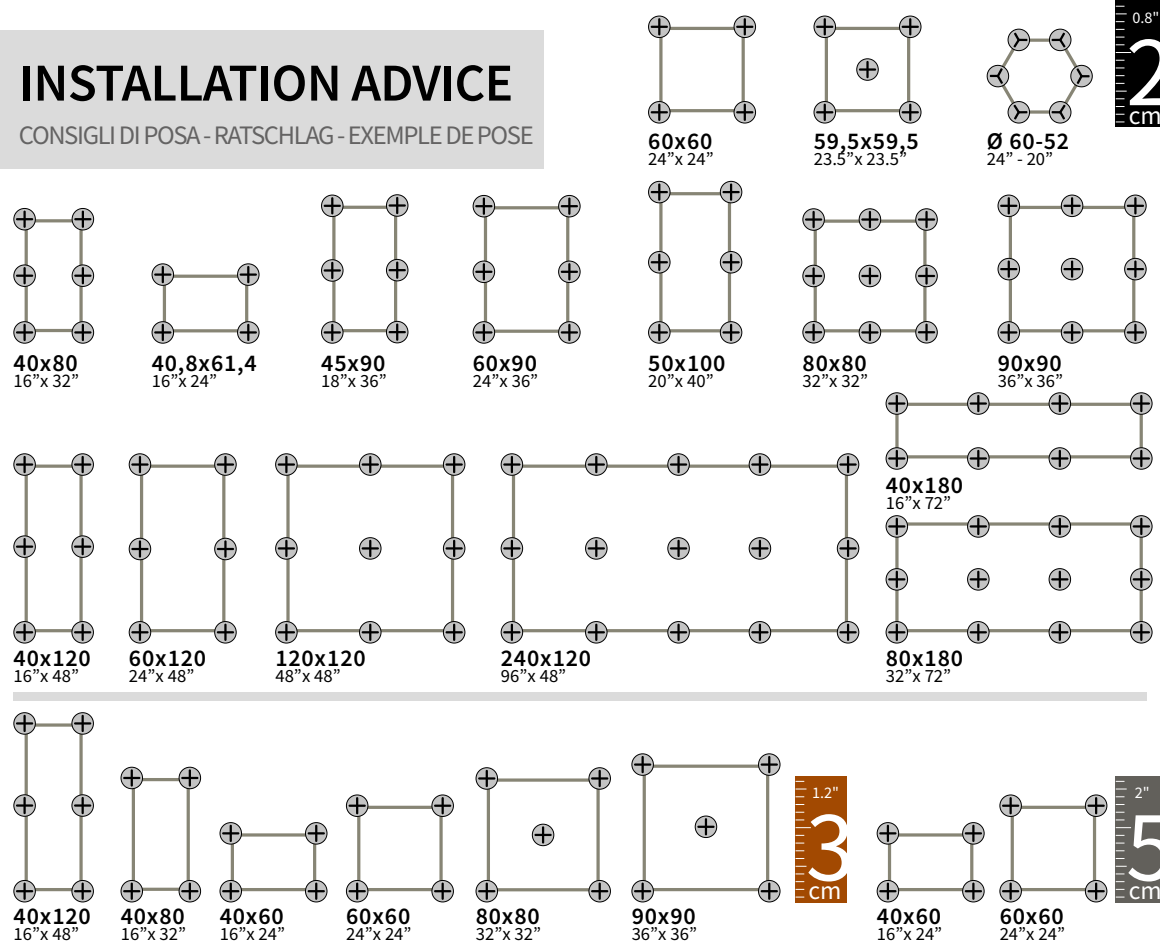
ESEMPIO DI POSA SOPRAELEVATA
BEISPIEL FÜR ERHÖHTE VERLEGUNG
EXEMPLE DE POSE SURÉLEVÉE AVEC SUPPORT

- A: Slabs** - Lastre - Platte - Dalles
- B: Adjustable/fixed supports** - Supporto regolabile/fisso - Verstellbare/feste Stützen - Support réglable/fixe
- C: Waterproof sheath** - Guaina impermeabile - Wasserdichte Hülle - Gaine imperméable
- D: Screed with maximum slope of 5%** - Pavimentazione con pendenza massima 5%
Estrich mit einer maximalen Neigung von 5% - Dallage avec une pente de 5% maximum



INSTALLATION ADVICE

CONSIGLI DI POSA - RATSCHLAG - EXEMPLE DE POSE



SUPPORTS

SUPPORTI - STÜTZEN - PLOTS

ADJUSTABLE FIXED HEAD SUPPORT

PIEDINI TESTA FISSA - PLATTENLAGER VERSTELLBAR - PLOT REGLABLE FIXE



NM1	NM2	NM3	NM4	NM5
2,5 - 4 cm 1" - 1.6"	4 - 7 cm 1.6" - 2.7"	6 - 10 cm 2.4" - 3.9"	9 - 16 cm 3.6" - 6.3"	15 - 27 cm 5.9" - 10.6"

ADJUSTABLE SELF-LEVELING SUPPORT

PIEDINI TESTA MOBILE - PLATTENLAGER VERSTELLBAR - PLOT REGLABLE AUTONIVELANT



SE0	SE1	SE2	SE3	SE4	SE5
2,8 - 3,8 cm 1.1" - 1.5"	3,75 - 5 cm 1.5" - 1.9"	5 - 7,5 cm 2" - 2.9"	7,5 - 12 cm 2.9" - 4.7"	12 - 17 cm 4.7" - 6.7"	17 - 21,5 cm 6.7" - 8.5"

FIXED SUPPORT / STAR T / CROSS SUPPORT

SUPPORTO FISSO/STAR T/CROCETTE - PLATTENLAGER FIXE/STAR T/
KREUZFUGENAUFAGER - PLOT FIXE/STAR T/ECARTEUR



EH15	START	CROCETTE	UPPER EDGE CLIP	LOWER EDGE CLIP	SIDE CLIP	KEY
1,5 cm 0.6"	1 - 1,5 cm 0.4" - 0.6"	-	-	-	-	-



ADJUSTMENT KEY

CHIAVE DI REGOLAZIONE - REGULIERUNGSSCHLÜSSEL - CLEF DE REGLAGE

Adjustable supports offer many solutions to compensate any surface small imperfections and high slopes, in order to create pavings that are always levelled and stable. The exclusive adjustment key adjusts supports (and consequently the overlaying floor) even in case of finished floor, without lifting it.

I supporti regolabili offrono molteplici soluzioni per compensare piccole imperfezioni e grandi pendenze di qualsiasi piano di posa così da realizzare sempre pavimentazioni perfettamente stabili e piane. L'esclusiva chiave di regolazione, permette la regolazione dei supporti (e conseguentemente del pavimento soprastante) anche a pavimento finito evitando pertanto di doverlo sollevare.

Die einstellbaren Stützen bieten zahlreiche Lösungen, um kleine Unregelmäßigkeiten und große Neigungen jeder beliebigen Auflagefläche auszugleichen, so dass immer perfekt stabile und ebene Bodenbeläge entstehen. Der exklusive Regulierungsschlüssel ermöglicht die Einstellung der Stützen (und damit des darüber liegenden Fußbodens) auch nachdem der Bodenbelag fertig ist, wodurch sein Anheben vermieden wird.

Les supports réglables offrent de multiples solutions pour compenser les petites imperfections et les grandes déclivités de n'importe quelle surface de pose de façon à toujours réaliser des pavements parfaitement stables et plats. La clef de réglage exclusive permet de régler les supports (et donc le revêtement du dessus) même lorsque le pavement est terminé si bien qu'il n'est plus nécessaire de le soulever.

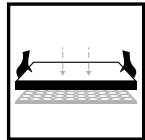
VIDEO



EASY PAVING THE NEW INSTALLATION SYSTEM

IL NUOVO SISTEMA DI INSTALLAZIONE
DAS NEUE VERLEGESYSTEM
LE NOUVEAU SYSTÈME D'INSTALLATION





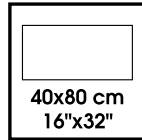
LAYING
INSTALLATION
POSA IN
APPOGGIO
VERLEGEANLEITUNG
INSTALLATION
A MÊME LE SOL



EASY TO LAY
FACILE DA
POSARE
EINFACHE
VERLEGUNG
FACILE A
INSTALLER



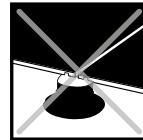
NO GLUE AND
CONCRETE
SENZA COLLA O
CEMENTO
OHNE KLEBER ODER
ZEMENT
SANS COLLE OU CIMENT



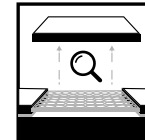
40X80 CM
SLABS
LASTRE
PLATTEN
DALLES



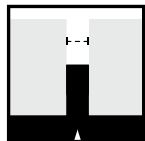
ECO-FRIENDLY
ECOLOGICO
UMWELTFREUNDLICH
ÉCOLOGIQUE



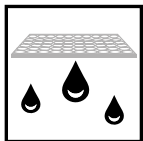
PEDESTALS NOT
REQUIRED
EVITA L'USO DI PIEDINI
SOCKEL WERDEN NICHT
BENÖTIGT
SANS PLOTS OU JOINTS



EASY TO REMOVE
FACILMENTE
REMOVIBILE EINFACH
ZU ENTFERNEN
FACILE À ENLEVER



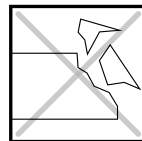
CONSTANT JOINT
THICKNESS
FUGA COSTANTE
KONSTANTE
UGENBREITE
PRODUIT JOINTOYÉ



DRAINING
DRENANTE
ENTWÄSSERND
DRAINAGE



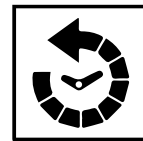
SOUND
ABSORBING
FONOASSORBENTE
SCHALLABSORBIEREND
PHONOABSORBANT



AVOIDS
CHIPPING
EVITA SBECCATURE
VERMEIDET
ABPLÄTZUNGEN
PAS D'ÉCAILLAGE



COMFORTABLE
PAVING
PAVIMENTO
CONFORTEVOLE
KOMFORTABLER TRITT
PAVAGE CONFORTABLE



REUSABLE
RIUTILIZZABILE
WIEDERVERWENDUNG
MÖGLICH
RÉ-UTILISABILITÉ



PATENTED
BREVETTATO
PATENTIERT
BREVET



VENTILATED FAÇADES

FACCIATE VENTILATE
BELÜFTETE FASSADEN
FAÇADES VENTILÉES

ADVANTAGES - VANTAGGI - VORTEILE - AVANTAGES



ENERGY SAVING

Risparmio energetico
Energieeinsparung
Économie d'énergie



THERMAL COMFORT

Comfort termico
Thermischer Komfort
Confort thermique



SELF-CLEANING

Autopulente
Selbstreinigend
Autonettoyant



TECHNICAL PERFORMANCE

Prestazioni tecniche
Technische Leistung
Performance technique



WEATHER-RESISTANT

Resistente alle interperie
Wetterfest
Résistant aux intempéries



IDEAL FOR RENOVATIONS

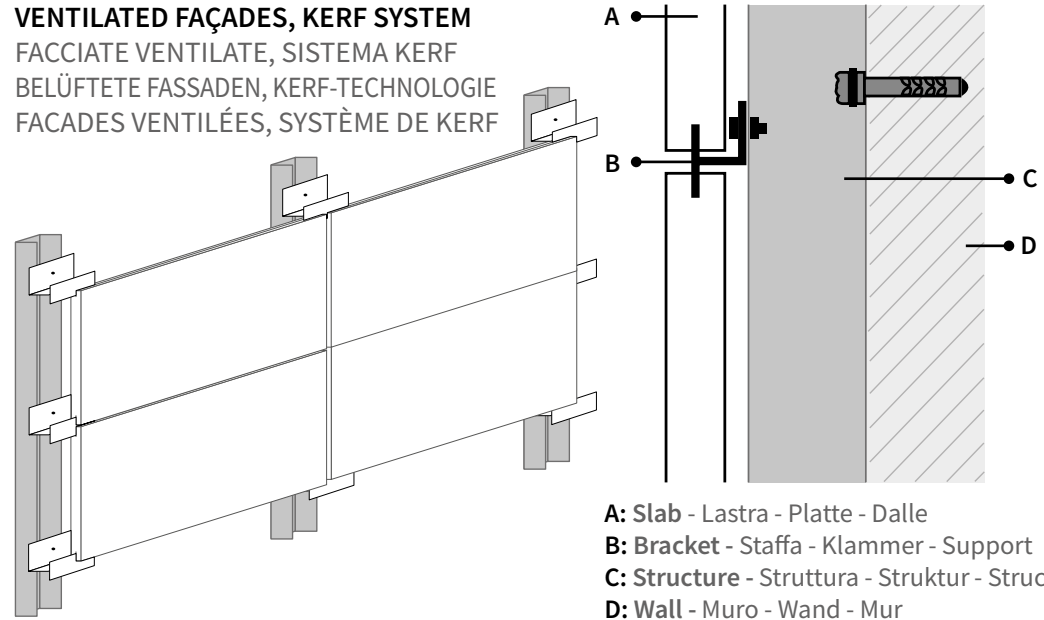
Ideale per ristrutturazioni
Ideal für Renovierungen
Idéal pour les rénovations

0.8"
2
cm



VENTILATED FAÇADES, KERF SYSTEM

FACCIATE VENTILATE, SISTEMA KERF
BELÜFTETE FASSADEN, KERF-TECHNOLOGIE
FAÇADES VENTILÉES, SYSTÈME DE KERF



A: Slab - Lastra - Platte - Dalle
B: Bracket - Staffa - Klammer - Support
C: Structure - Struttura - Struktur - Structure
D: Wall - Muro - Wand - Mur

The KERF technology applied to the 2 cm slabs allows the cladding to be anchored in total safety by means of brackets that allow the upper slab to be supported and prevent the one below from overturning. In addition to the obvious functional advantages, it allows to contain costs and guarantees greater impact resistance than other systems. Maximum recommended size 120x120x2 cm.

La tecnologia KERF applicata alle lastre di 2 cm permette l'ancoraggio in totale sicurezza del rivestimento mediante staffette che consentono di sostenere la lastra superiore ed impedire il ribaltamento di quella sottostante. Oltre agli evidenti vantaggi funzionali consente di contenere i costi e garantisce una maggiore resistenza all'urto rispetto ad altri sistemi. Dimensione massima consigliata 120x120x2 cm.

Die KERF-Technologie, die auf die 2-cm-Platten angewendet wird, ermöglicht eine absolut sichere Verankerung der Verkleidung mit Hilfe von Bügeln, die es ermöglichen, die obere Platte zu stützen und das Umkippen der darunter liegenden Platte zu verhindern. Neben den offensichtlichen funktionalen Vorteilen ermöglicht es eine Kosteneinsparung und garantiert eine höhere Stoßfestigkeit als andere Systeme. Maximal empfohlene Größe 120 x 120 x 2 cm.

La technologie KERF appliquée aux dalles de 2 cm permet d'ancrer le bardage en toute sécurité grâce à des équerres qui permettent de soutenir la dalle supérieure et d'éviter que celle du dessous ne se renverse. En plus des avantages fonctionnels évidents, il permet de contenir les coûts et garantit une plus grande résistance aux chocs que les autres systèmes. Taille maximale recommandée 120x120x2 cm.



CERA PANEL INSTALLATION

POSA DI CERA PANEL
VERLEGUNG VON CERA PANEL
POSE DE CERA PANEL

DESTINATIONS - DESTINAZIONI - ZIELE - DESTINATIONS

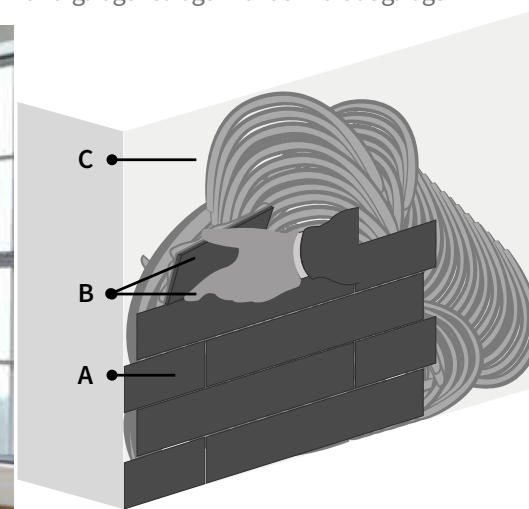
- **Living rooms**
Salotti - Wohnzimmer - Salons
- **Kitchens**
Cucine - Küchen - Cuisines
- **Bathrooms**
Bagni - Badezimmer - Salles de bain
- **External walls**
Pareti esterne - Außenwände - Murs extérieurs
- **Bedrooms**
Camere da letto - Schlafzimmer - Chambres
- **Commercial areas**
Aree commerciali - Gewerbeflächen - Zones commerciales
- **Tavern**
Taverne - Taverne - Taverne
- **Garage walls**
Muri di garage - Garagenwände - Murs de garage

CERA PANEL sintered stone cladding slabs are extremely easy to install, in fact they only require the use of a suitable adhesive. They are ideal for both outdoor and indoor environments.

Le lastre per rivestimenti in pietra sinterizzata CERA PANEL sono estremamente facili da installare, necessitano infatti solo dell'utilizzo di colla apposita. Sono ideali sia per gli ambienti esterni, sia per quelli interni.

CERA PANEL Fassadenplatten aus gesintertem Stein sind extrem einfach zu montieren, sie erfordern tatsächlich nur die Verwendung eines geeigneten Klebers. Sie sind ideal für Außen- und Innenumgebungen.

Les dalles de revêtement en pierre frittée CERA PANEL sont extrêmement faciles à installer, en effet, elles ne nécessitent que l'utilisation d'un adhésif approprié. Ils sont idéaux pour les environnements extérieurs et intérieurs.



- A CERA PANEL
B Adhesive - Colla - Klebstoff - Adhésif
C Wall - Muro - Wand - Mur

ADVANTAGES - VANTAGGI - VORTEILE - AVANTAGES



Natural touch sensation
Sensibilità tattile naturale
Natürliche Haptik
Naturel au toucher



Ecological
Ecologico
Ökologisch
Écologique



Wear resistance
Resistente all'usura
Verschleißfestigkeit
Résistance à l'usure



Easy to lay
Facile da posare
Einfach zu verlegen
Facile à poser



Stain resistant
Resistente a macchie
Schmutzabweisend
Résistant aux tâches



No frost
Ingelivo
Frostfest
Antigel



Natural stone reproduction
Come pietra naturale
Natursteinreproduktion
Comme pierre naturelle



Colors stable
Colori stabili
Farbsicher
Couleurs stables




Chemicals resistance
Resistente agli acidi
Beständig gegen Säuren
Résistant aux acides



Easy to clean
Facile da pulire
Pflegeleicht
Facile à nettoyer


MUSEO ARDESIA BEIGE



MUSEO ARDESIA NERA



MUSEO ARDESIA GRIGIA




MUSEO PIERRE BLUE GREY



MUSEO PIERRE BLUE NOIR




CASTELLO BEIGE



CASTELLO GREY



CASTELLO ANTRAZYT



MODERN CONCRETE BEIGE




MODERN CONCRETE GREY



MODERN CONCRETE ANTRAZYT



TEMPIO KANDLA BEIGE



TEMPIO KANDLA ANTRACITE




TEMPIO KANDLA GREY



TEMPIO MODAK



TEMPIO BUFF




DUOMO TRAVERTINO BEIGE



DUOMO CARRARA



DUOMO EVOLUTION SLATE




DUOMO VALSTONE LIGHT



DUOMO VALSTONE DARK




DUOMO PERLA




DUOMO SABBIA



DUOMO PIETRA




DUOMO OMBRA




DUOMO BLUESTONE GREY




DUOMO BLUESTONE NOIR



CATTEDRALE CEMENTO



CATTEDRALE AVORIO



CATTEDRALE GREY



CATTEDRALE ANTRAZYT



CATTEDRALE MOKA



COLOSSEO TIPOVALS



FORTEZZA MONTORFANO



FORTEZZA DIORITE



FORTEZZA SNOW ALPS



FORTEZZA MAGGIA



FORTEZZA BIASCA




HARENA ARDESIA



HARENA CALANCA LIGHT



HARENA CALANCA DARK




HARENA SAND STONE BEIGE



TORRE QUARZITE GRIGIA




TORRE LUSERNA MISTA



TORRE BIANCA



TORRE BOTTICINO



TORRE MOKA



DUOMO MINT



COLOSSEO GRIGIONI



COLOSSEO QUARZITE GIALLA



COLOSSEO FIORA



COLOSSEO BASALT GRAU



COLOSSEO PIETRA D'IGERU/SALEMME




COLOSSEO BRESSA



COLOSSEO GLETCHEER GRAU



COLOSSEO PORPHYRBRAUN



COLOSSEO BARGE



COLOSSEO SILVERGRAU



COLOSSEO QUARZITE SVEDESE




COLOSSEO TOSCANO



COLOSSEO PORFIDO LAVIS



COLOSSEO QUARZITE WHITE



COLOSSEO DORATO



COLOSSEO LUSERNA BAGNOLO



METALLICO LONDON GREY

TEGEL BLACK

TEGEL ANTICO BIANCO

TEGEL NOCCIOLA

TEGEL MOON

TEGEL MOON DECORO

VESUVIO CHIARO

VESUVIO SCURO

VESUVIO GRIGIO

TOTAL STONE GRIGIO

TOTAL STONE GRAFITE

TOTAL STONE AVORIO

GRAFFITI GRIGIO

CERVINO GREY

CERVINO DARK

CERVINO BEIGE

MONVISO LIMESTONE YELLOW

MONVISO MULTICOLOR

MONVISO GREY

MONVISO FOSSIL

MONVISO YORKSTONE

METALLICO CORTEN RUST

METALLICO BLACK

METALLICO DARK SOUL

MODENA GREY

MODENA BEIGE

MODENA ANTRAZYT

DOLOMITI BEIGE

DOLOMITI GRIGIO

DOLOMITI NERO

DOLOMITI SENAPE

CEMENTO COTTO

CEMENTO TAUPE

CEMENTO SMOKE

CEMENTO BLACK

GRAFFITI NERO

PORTLAND ICE

PORTLAND LONDRA

PORTLAND PLATA

PORTLAND NIGHT

ALPI MATTERHORN

ETNA CAPPUCCINO

ETNA LIGHT GREY

ETNA DARK GREY

PIETRA DI VALS SILVER

PIETRA DI VALS ANTRAZYT

PIETRA DI VALS CLOUD

PIETRA DI VALS BEIGE

PIETRA OMBRA

PIETRA GIALLO

PIETRA BASALTO

PIETRA MOON

PIETRA NOCCIOLA

PIETRA ANTICO BIANCO

PIETRA BLACK

CEMENTO BLACK

CEMENTO SMOKE

CEMENTO TAUPE

BASIC BERGAMO

BASIC GINEVRA

BASIC AMALFI

BASIC AVIGNONE

LISTONE ABETE

LISTONE MARRONE

LISTONE GRIGIO

FORESTA CENERE

FORESTA SCURO

FORESTA CHAIRO

15X30 BASALTO

15X30 PORFIDO

15X30 SCORI GREY BLUE

15X30 LAVICA SAND

ZERMATT CHIARO

ZERMATT SCURO

GRANITO DIORITE

GRANITO MONTORFANO

SLATE BLACK

SLATE GREY

MINIERA WHITE

MINIERA BLACK

BLUSTONE DARK

BLUSTONE BLACK

BLUSTONE GREY

BETON SHADOW

BETON COLD

PIETRA TIPOVALS

PIETRA AROMA

PIETRA DAVOS

LONG FUMÉE

LONG ROVERE

HARENA HOLZ NOCE

HARENA HOLZ MARRONE

HARENA HOLZ GRIGIO

FORESTA CHIARO

FORESTA SCURO

FORESTA GRIGIO

BOSCO TABULA CHIARA

BOSCO TABULA MEDIA

BOSCO TABULA SCURA

SELVA BORNEO



SELVA TONGASS

SELVA AMAZZONIA

VINTAGE HELL

VINTAGE BROWN

VINTAGE DUNKEL



INDEX INDICE INHALTSVERZEICHNIS INDEX



	pag.
COLOSSEO GRIGIONI	16
COLOSSEO QUARZITE GIALLA	18
COLOSSEO FIORA	20
COLOSSEO BASALT GRAU	22
COLOSSEO PIETRA DI GERUSALEMME	24
COLOSSEO BRESSA	26
COLOSSEO PORPHYRBRAUN	28
COLOSSEO BARGE	30
COLOSSEO SILVERGRAU	32
COLOSSEO GLETCHER GRAU	34
COLOSSEO QUARZITE SVEDESE	35
COLOSSEO TOSCANO	36
COLOSSEO PORFIDO LAVIS	38
COLOSSEO QUARZITE WHITE	40
COLOSSEO DORATO	42
COLOSSEO LUSERNA BAGNOLO	43
COLOSSEO TIPOVALS	44
FORTEZZA SNOW ALPS	45
FORTEZZA MONTORFANO	46
FORTEZZA DIORITE	47
FORTEZZA MAGGIA	48
FORTEZZA BIASCA	49
HARENA CALANCA LIGHT	50
HARENA CALANCA DARK	52
HARENA SAND STONE BEIGE	54
HARENA ARDESIA	56
TORRE QUARZITE GRIGIA	57
TORRE LUSERNA MISTA	58
TORRE MOKA	59
TORRE BIANCA	60
TORRE BOTTICINO	62
DUOMO EVOLUTION SLATE	64

	pag.
DUOMO MINT	65
DUOMO TRAVERTINO BEIGE	66
DUOMO CARRARA	68
DUOMO VALSTONE LIGHT	70
DUOMO VALSTONE DARK	71
DUOMO PERLA	72
DUOMO SABBIA	74
DUOMO PIETRA	75
DUOMO OMBRA	76
DUOMO BLUESTONE GREY	77
DUOMO BLUESTONE NOIR	78
CATTEDRALE CEMENTO	80
CATTEDRALE AVORIO	82
CATTEDRALE GREY	84
CATTEDRALE ANTRAZYT	85
CATTEDRALE MOKA	86
MUSEO ARDESIA NERA	87
MUSEO ARDESIA BEIGE	88
MUSEO ARDESIA GRIGIA	90
MUSEO PIERRE BLUE GREY	91
MUSEO PIERRE BLUE NOIR	92
CASTELLO BEIGE	93
CASTELLO GREY	94
CASTELLO ANTRAZYT	96
MODERN CONCRETE BEIGE	97
MODERN CONCRETE GREY	98
MODERN CONCRETE ANTRAZYT	100
TEMPIO KANDLA BEIGE	101
TEMPIO KANDLA ANTRACITE	102
TEMPIO KANDLA GREY	103
TEMPIO MODAK	104
TEMPIO BUFF	105
COLOSSEO GRIGIONI	107
COLOSSEO BRESSA	108
COLOSSEO PORFIDO LAVIS	109
COLOSSEO PIETRA DI GERUSALEMME	110

COLOSSEO LUSERNA BAGNOLO	112
COLOSSEO TIPOVALS	113
PORTLAND ICE	118
PORTLAND LONDRA	120
PORTLAND PLATA	121
PORTLAND NIGHT	122
ALPI MATTERHORN	123
ETNA CAPPUCCINO	124
ETNA LIGHT GREY	126
ETNA DARK GREY	128
PIETRA DI VALS SILVER	130
PIETRA DI VALS ANTRAZYT	131
PIETRA DI VALS CLOUD	132
PIETRA DI VALS BEIGE	133
MODENA GREY	134
MODENA BEIGE	136
MODENA ANTRAZYT	137
DOLOMITI BEIGE	138
DOLOMITI GRIGIO	139
DOLOMITI NERO	140
DOLOMITI SENAPE	141
CEMENTO COTTO	142
CEMENTO TAUPE	144
CEMENTO SMOKE	146
CEMENTO BLACK	147
GRAFFITI NERO	148
GRAFFITI GRIGIO	149
CERVINO GREY	150
CERVINO DARK	151
CERVINO BEIGE	152
MONVISO LIMESTONE YELLOW	153
MONVISO MULTICOLOR	154
MONVISO GREY	156
MONVISO FOSSIL	157
MONVISO YORKSTONE	158
METALLICO CORTEN RUST	160

METALLICO BLACK	161
METALLICO DARK SOUL	162
METALLICO LONDON GREY	163
TEGEL BLACK	164
TEGEL ANTICO BIANCO	166
TEGEL NOCCIOLA	167
TEGEL MOON	168
TEGEL MOON DECORO	170
VESUVIO CHIARO	171
VESUVIO SCURO	172
VESUVIO GRIGIO	173
TOTAL STONE GRIGIO	174
TOTAL STONE GRAFITE	176
TOTAL STONE AVORIO	177



	pag.
LONG FUMÉE	182
LONG ROVERE	183
HARENA HOLZ NOCE	184
HARENA HOLZ MARRONE	186
HARENA HOLZ GRIGIO	188
FORESTA CHIARO	190
FORESTA SCURO	192
FORESTA GRIGIO	194
BOSCO TABULA CHIARA	195
BOSCO TABULA MEDIA	196
BOSCO TABULA SCURA	197
SELVA BORNEO	198
SELVA TONGASS	200
SELVA AMAZZONIA	202
VINTAGE HELL	203
VINTAGE BROWN	204
VINTAGE DUNKEL	205

	pag.
15X30 BASALTO	212
15X30 PORFIDO	213
15X30 SCORI GREY BLUE	214
15X30 LAVICA SAND	215
ZERMATT CHIARO	216
ZERMATT SCURO	218
GRANITO DIORITE	220
GRANITO MONTORFANO	221
SLATE BLACK	222
SLATE GREY	223
MINIERA WHITE	224
MINIERA BLACK	225
BLUSTONE DARK	226
BLUSTONE BLACK	228
BLUSTONE GREY	230
BETON SHADOW	231
BETON COLD	232
PIETRA TIPOVALS	234
PIETRA AROMA	235
PIETRA DAVOS	236
PIETRA OMBRA	238
PIETRA GIALLO	240
PIETRA BASALTO	242
PIETRA MOON	244
PIETRA NOCCIOLA	246
PIETRA ANTICO BIANCO	248
PIETRA BLACK	250
CEMENTO BLACK	252
CEMENTO SMOKE	254
CEMENTO TAUPE	256
BASIC BERGAMO	258
BASIC GINEVRA	260
BASIC AMALFI	262
BASIC AVIGNONE	264
LISTONE ABETE	265
LISTONE GRIGIO	266
LISTONE MARRONE	268

FORESTA CENERE	270
FORESTA SCURO	271
FORESTA CHIARO	272



	pag.
PAVÈ 5 CM BASALTO	280
PAVÈ 5 CM PORFIDO ROSSO	282
PAVÈ 5 CM TIROLO	284
PAVÈ 5 CM LAVICA SAND	286
PAVÈ 5 CM LAVICA GRIGIA	288
PAVÈ 5 CM GRIGIONI	290
UNIVERSALE GRIGIONI	294
UNIVERSALE BASALTO	295
UNIVERSALE PORFIDO ROSSO	296
UNIVERSALE TIROLO	297
UNIVERSALE LAVICA SAND	298
UNIVERSALE LAVICA GRIGIA	299
6 CM NERO	300
6 CM GRIGIO	300
CUBETTI LUSERNA	302
CUBETTI PORFIDO GRIGIO	304
CUBETTI PORFIDO MARRONE	305
ANTICATO CREMA	306
ANTICATO BELGISCHE GRANIT	308
ANTICATO QUARZITE MIX	310
ESAGONO CAPPUCCINO	312
ESAGONO GRIGIONI	314
ESAGONO BASALTO	315
ESAGONO QUARZITE BIANCA	316
ESAGONO FORESTA CHIARO	317
PASSO GIAPPONESE BARGE	318
PASSO GIAPPONESE GRIGIONI	320
PASSO GIAPPONESE ARDESIA	321
PASSO GIAPPONESE DARK GREY	322
PASSO GIAPPONESE HOLZ MARRONE	324
PASSO GIAPPONESE HOLZ GRIGIO	325
ANTIQUUS GRIS	326
ANTIQUUS VANILLA	328
ANTIQUUS CARBONIO	329

PALISADE TITANIO	331
PALISADE GHISA	332
PALISADE CONCRETE	333

COMBINE INDOOR & OUTDOOR

	pag.
COLOSSEO GRIGIONI	334
COLOSSEO QUARZITE SVEDESE	336
COLOSSEO PIETRA DI GERUSALEMME	336
DUOMO PIETRA	337
DUOMO OMBRA	337
DUOMO SABBIA	339
DUOMO PERLA	339
HARENA CALANCA DARK	340
HARENA CALANCA LIGHT	340
DUOMO TRAVERTINO BEIGE	342
DUOMO TRAVERTINO NOCE	342
FORTEZZA BIASCA	342
HARENA HOLZ GRIGIO	343
HARENA HOLZ MARRONE	343
HARENA HOLZ NOCE	343



	pag.
CLAY GHIACCIO	345
CLAY ORANGE	346
CLAY COPPER	347
MINERAL AMBER	348
MINERAL STEEL	349
MINERAL DESERT	350
MINERAL SHADOW	351
NATURE ALASKA	352
NATURE TIBET	353
NATURE MIX	354
NATURE BRASIL	355
VULCAN SAHARA	356
VULCAN DUST	357

MODULE SERVICE	pag. 358
SERVIZIO MODULARE MODULIEREN BEDIENUNG MODULER SERVICE	
SPECIAL CUTS	360
TAGLIO SPECIALE BESONDERE SCHNITT SPÉCIAL COUPER	
SPECIAL PIECES	362
PEZZI SPECIALI SONDERTEILE SPÉCIAL PIÈCES	
OUTDOOR FURNITURE	366
ARREDO ESTERNO MÖBEL FÜR DEN AUSSENBEREICH MOBILIER D'EXTÉRIEUR	
INSTALLATION	368
POSA - VERLEGUNG - POSE	
SUPPORTS	377
SUPPORTI - STÜTZEN - PLOTS	
EASY PAVING	378
VENTILATED FAÇADES	380
FACCIATE VENTILATE BELÜFTETE FASSADEN FAÇADES VENTILÉES	
CERA PANEL INSTALLATION	381
POSA - VERLEGUNG - POSE	
COLORS RANGE	382
GAMMA COLORI - DIE PRODUKTPALETTE - GAMME	
SIZE RANGE	388
FORMATI DI GAMMA ZUR AUSWAHL STEHENDE FORMATE FORMATS DE GAMME	
KEY	390
LEGENDA - ZEICHENERKLÄRUNG LÉGENDE	
TECHNICAL FEATURES	391
CARATTERISTICHE TECNICHE TECHNISCHE MERKMALE CARACTERISTIQUES TECHNIQUES	

SIZES/FORMATI/GRÖSSE/TAILLE

60x60x2cm

24"x24"x0.8"

ALPI MATTERHORN	123
CASTELLO BEIGE	93
CASTELLO GREY	94
CASTELLO ANTRAZYT	96
CEMENTO COTTO	142
CEMENTO TAUPE	144
CEMENTO SMOKE	146
CEMENTO BLACK	147
COLOSSEO GRIGIONI	16
COLOSSEO QUARZITE GIALLA	18
COLOSSEO FIORA	20
COLOSSEO BASALT GRAU	22
COLOSSEO PIETRA DI GERUSALEMME	24
COLOSSEO BRESSA	26
COLOSSEO PORPHYRBRUN	28
COLOSSEO BARGE	30
COLOSSEO SILVERGRAU	32
COLOSSEO GLETCHER GRAU	34
COLOSSEO QUARZITE SVEDESE	35
COLOSSEO TOSCANO	36
COLOSSEO PORFIDO LAVIS	38
COLOSSEO QUARZITE WHITE	40
COLOSSEO DORATO	42
COLOSSEO LUSERNA BAGNOLO	43
COLOSSEO TIPOVALS	44
CUBETTI LUSERNA	302
CUBETTI PORFIDO GRIGIO	304
CUBETTI PORFIDO MARRONE	305
ETNA CAPPUCCINO	124
ETNA LIGHT GREY	126
ETNA DARK GREY	128
FORTEZZA MONTORFANO	46
FORTEZZA DIORITE	47
GRAFFITI NERO	148
GRAFFITI GRIGIO	149
MUSEO ARDESIA NERA	87
MUSEO ARDESIA GRIGIA	90
MUSEO PIERRE BLUE GREY	91
MUSEO PIERRE BLUE NOIR	92
PORTLAND ICE	118
TEMPIO KANDLA BEIGE	101
TEMPIO KANDLA ANTRACITE	102
TEMPIO KANDLA GREY	103
TEMPIO BUFF	105
VESUVIO CHIARO	171
VESUVIO SCURO	172
VESUVIO GRIGIO	173
40x80x2cm	
16"x32"x0.8"	
ANTICATO CREMA	306
ANTICATO BELGISCH GRANIT	308
ANTICATO QUARZITE MIX	310
BOSCO TABULA CHIARA	195
BOSCO TABULA MEDIA	196
BOSCO TABULA SCURA	197
DOLOMITI BEIGE	138
DOLOMITI GRIGIO	139



DOLOMITI NERO	140
DOLOMITI SENAPE	141
ETNA CAPPUCCINO	124
ETNA LIGHT GREY	126
ETNA DARK GREY	128
FORESTA CHIARO	190
FORESTA SCURO	192
FORESTA GRIGIO	194
MODENA GREY	134
MODENA BEIGE	136
MODENA ANTRAZYT	137
PIETRA DI VALS SILVER	130
PIETRA DI VALS ANTRAZYT	131
PIETRA DI VALS CLOUD	132
PIETRA DI VALS BEIGE	133
TEMPIO KANDLA BEIGE	101
TEMPIO KANDLA ANTRACITE	102
TEMPIO KANDLA GREY	103
TEMPIO MODAK	104
TEMPIO BUFF	105
TORRE QUARZITE GRIGIA	57
TORRE LUSERNA MISTA	58
TORRE MOKA	59
TORRE BIANCA	60
TORRE BOTTICINO	62

40,8x61,4x2cm

16"x24"x0.8"

ANTIQUUS GRIS	326
ANTIQUUS VANILLA	328
ANTIQUUS CARBONIO	329

45x90x2cm

18"x36"x0.8"

COLOSSEO GRIGIONI	16
COLOSSEO PIETRA DI GERUSALEMME	24
COLOSSEO BARGE	30
COLOSSEO TIPOVALS	44
FORTEZZA MONTORFANO	46
FORTEZZA DIORITE	47

40x120x2cm

16"x48"x0.8"

CERVINO GREY	150
CERVINO DARK	151
CERVINO BEIGE	152
COLOSSEO GLETCHER GRAU	34
HARENA CALANCA LIGHT	50
HARENA CALANCA DARK	52
HARENA SAND STONE BEIGE	54
HARENA ARDESIA	56
HARENA HOLZ NOCE	184
HARENA HOLZ MARRONE	186
HARENA HOLZ GRIGIO	188
MUSEO ARDESIA NERA	87
MUSEO ARDESIA GRIGIA	90
SELVA BORNEO	198
SELVA TONGASS	200
SELVA AMAZZONIA	202
VINTAGE HELL	203
VINTAGE BROWN	204
VINTAGE DUNKEL	205

50x100x2cm

20"x40"x0.8"

CASTELLO BEIGE	93
CASTELLO GREY	94
CASTELLO ANTRAZYT	96
FORTEZZA MAGGIA	48
FORTEZZA BIASCA	49

60x90x2cm

24"x36"x0.8"

DUOMO EVOLUTION SLATE	64
DUOMO MINT	65
DUOMO TRAVERTINO BEIGE	66
DUOMO CARRARA	68
DUOMO VALSTONE LIGHT	70
DUOMO VALSTONE DARK	71
DUOMO PERLA	72
DUOMO SABBIA	74
DUOMO PIETRA	75
DUOMO OMBRA	76
DUOMO BLUESTONE GREY	77
DUOMO BLUESTONE NOIR	78
MONVISO LIMESTONE YELLOW	153
MONVISO MULTICOLOR	154
MONVISO GREY	156
MONVISO FOSSIL	157
MONVISO YORKSTONE	158
MUSEO ARDESIA NERA	87
MUSEO ARDESIA BEIGE	88
MUSEO ARDESIA GRIGIA	90
PORTLAND ICE	118
PORTLAND LONDRA	120
PORTLAND PLATA	121
PORTLAND NIGHT	122
TEMPIO KANDLA BEIGE	101
TEMPIO KANDLA ANTRACITE	102
TEMPIO KANDLA GREY	103
TEMPIO MODAK	104
TEMPIO BUFF	105
TOTAL STONE GRIGIO	174
TOTAL STONE GRAFITE	176
TOTAL STONE AVORIO	177
VESUVIO CHIARO	171
VESUVIO SCURO	172
VESUVIO GRIGIO	173

80x80x2cm

32"x32"x0.8"

CASTELLO BEIGE	93
CASTELLO GREY	94
CASTELLO ANTRAZYT	96

90x90x2cm

36"x36"x0.8"

CATTEDRALE CEMENTO	80
CATTEDRALE AVORIO	82
CATTEDRALE GREY	84
CATTEDRALE ANTRAZYT	85
CATTEDRALE MOKA	86
TEGEL BLACK	165

TEGEL ANTICO BIANCO	166
TEGEL NOCCIOLA	167
TEGEL MOON	168
TEGEL MOON DECORO	170

100x100x2cm

40"x40"x0.8"

MODERN CONCRETE BEIGE	97
MODERN CONCRETE GREY	98
MODERN CONCRETE ANTRAZYT	100

60x120x2cm

24"x48"x0.8"

COLOSSEO GRIGIONI	16
COLOSSEO BASALT GRAU	22
COLOSSEO BRESSA	26
COLOSSEO BARGE	30
COLOSSEO SILVERGRAU	32
COLOSSEO GLETCHER GRAU	34
COLOSSEO QUARZITE SVEDESE	35
COLOSSEO PORFIDO LAVIS	38
COLOSSEO TIPOVALS	44
FORTEZZA MONTORFANO	46
FORTEZZA DIORITE	47
FORTEZZA SNOW ALPS	45
METALLICO CORTEN RUST	160
METALLICO BLACK	161
METALLICO DARK SOUL	162
METALLICO LONDON GREY	163

120x120x2cm

48"x48"x0.8"

COLOSSEO GRIGIONI	16
COLOSSEO PIETRA DI GERUSALEMME	24
COLOSSEO BRESSA	26
COLOSSEO PORFIDO LAVIS	38
COLOSSEO LUSERNA BAGNOLO	43
COLOSSEO TIPOVALS	44
PORTLAND ICE	118
PORTLAND LONDRA	120
PORTLAND PLATA	121
PORTLAND NIGHT	122

80x180x2 cm

32"x72"x0.8"

LONG FUMÉE	182
LONG ROVERE	183
PORTLAND ICE	118
PORTLAND LONDRA	120
PORTLAND PLATA	121
PORTLAND NIGHT	122

40x180x2cm

16"x72"x0.8"

LONG FUMÉE	182
LONG ROVERE	183
PORTLAND ICE	118
PORTLAND LONDRA	120
PORTLAND PLATA	121
PORTLAND NIGHT	122

120x240x2cm

48"x96"x0.8"

COLOSSEO GRIGIONI	107
COLOSSEO BRESSA	108
COLOSSEO PORFIDO LAVIS	109
COLOSSEO PIETRA DI GERUSALEMME	110
COLOSSEO LUSERNA BAGNOLO	112
COLOSSEO TIPOVALS	113

Ø 60x52x2cm

24"-20"x0.8"

ESAGONO CAPPUCCINO	313
ESAGONO GRIGIONI	314
ESAGONO BASALTO	315
ESAGONO QUARZITE BIANCA	316
ESAGONO FORESTA CHIARO	317

Ø 42x36x2cm

16"-14"x0.8"

PASSO GIAPPONESE BARGE	319
PASSO GIAPPONESE GRIGIONI	320
PASSO GIAPPONESE ARDESIA	321
PASSO GIAPPONESE DARK GREY	322
PASSO GIAPPONESE HOLZ MARRONE	324
PASSO GIAPPONESE HOLZ GRIGIO	325

15x30x3cm

6"x12"x1.2"

15X30 BASALTO	212
15X30 PORFIDO	213
15X30 SCORI GREY BLUE	214
15X30 LAVICA SAND	215

40x80x3cm

16"x32"x1.2"

BLUSTONE DARK	226
BLUSTONE GREY	230
CEMENTO SMOKE	252
CEMENTO BLACK	254
CEMENTO TAUPE	256
FORESTA CENERE	270
FORESTA SCURO	271
FORESTA CHIARO	272
GRANITO DIORITE	220
GRANITO MONTORFANO	221
BETON SHADOW	231
BETON COLD	232
PIETRA AROMA	235
PIETRA DAVOS	236
PIETRA OMBRA	238
PIETRA GIALLO	240
PIETRA BASALTO	242
SLATE BLACK	222
SLATE GREY	223



40x120x3cm

16"x48"x1.2"

GRANITO DIORITE	220
GRANITO MONTORFANO	221
LISTONE ABETE	264
LISTONE MARRONE	266
LISTONE GRIGIO	268
ZERMATT CHIARO	216
ZERMATT SCURO	218

40x60x3cm

16"x24"x1.2"

PIETRA TIPOVALS	234
-----------------	-----

60x60x3cm

24"x24"x1.2"

BASIC BERGAMO	258
BASIC GINEVRA	260
BASIC AMALFI	262
BASIC AVIGNONE	263
BLUSTONE DARK	226
BLUSTONE GREY	230
CEMENTO BLACK	252
CEMENTO SMOKE	254
CEMENTO TAUPE	256
GRANITO DIORITE	220
GRANITO MONTORFANO	221
MINIERA WHITE	224
MINIERA BLACK	225
PIETRA DAVOS	236
PIETRA OMBRA	238
PIETRA GIALLO	240
PIETRA BASALTO	242
SLATE BLACK	222
SLATE GREY	223

80x80x3cm

32"x32"x1.2"

CEMENTO BLACK	252
CEMENTO SMOKE	254
SLATE BLACK	222
SLATE GREY	223

90x90x3cm

36"x36"x1.2"

BASIC BERGAMO	258
BASIC GINEVRA	260
BASIC AMALFI	262
BLUSTONE BLACK	228
BLUSTONE GREY	230
PIETRA BASALTO	242
PIETRA MOON	244
PIETRA NOCCIOLA	246
PIETRA ANTICO BIANCO	248
PIETRA BLACK	250

10x10x5cm

4"x4"x2"

PAVÈ 5 CM BASALTO	280
PAVÈ 5 CM PORFIDO ROSSO	282



PAVÈ 5 CM TIROLO	284
PAVÈ 5 CM LAVICA SAND	286
PAVÈ 5 CM LAVICA GRIGIA	288

10x20x5cm

4"x8"x2"

PAVÈ 5 CM BASALTO	280
PAVÈ 5 CM PORFIDO ROSSO	282
PAVÈ 5 CM TIROLO	284
PAVÈ 5 CM LAVICA SAND	286
PAVÈ 5 CM LAVICA GRIGIA	288

20x20x5cm

8"x8"x2"

PAVÈ 5 CM BASALTO	280
PAVÈ 5 CM PORFIDO ROSSO	282
PAVÈ 5 CM TIROLO	284
PAVÈ 5 CM LAVICA SAND	286
PAVÈ 5 CM LAVICA GRIGIA	288

20x40x5cm

8"x16"x2"

PAVÈ 5 CM BASALTO	280
PAVÈ 5 CM PORFIDO ROSSO	282
PAVÈ 5 CM TIROLO	284
PAVÈ 5 CM LAVICA SAND	286
PAVÈ 5 CM LAVICA GRIGIA	288
PAVÈ 5 CM GRIGIONI	290
UNIVERSALE GRIGIONI	294
UNIVERSALE BASALTO	295
UNIVERSALE PORFIDO ROSSO	296
UNIVERSALE TIROLO	297
UNIVERSALE LAVICA SAND	298
UNIVERSALE LAVICA GRIGIA	299

40x60x5cm

16"x24"x2"

PAVÈ 5 CM BASALTO	280
PAVÈ 5 CM PORFIDO ROSSO	282
PAVÈ 5 CM TIROLO	284
PAVÈ 5 CM LAVICA SAND	286
PAVÈ 5 CM LAVICA GRIGIA	288
PAVÈ 5 CM GRIGIONI	290
UNIVERSALE GRIGIONI	294
UNIVERSALE BASALTO	295
UNIVERSALE PORFIDO ROSSO	296
UNIVERSALE TIROLO	297
UNIVERSALE LAVICA SAND	298
UNIVERSALE LAVICA GRIGIA	299

60x60x5cm

24"x24"x2"

PAVÈ 5 CM BASALTO	280
PAVÈ 5 CM PORFIDO ROSSO	282
PAVÈ 5 CM TIROLO	284
PAVÈ 5 CM LAVICA SAND	286
PAVÈ 5 CM LAVICA GRIGIA	288
PAVÈ 5 CM GRIGIONI	290

10x10x6,5cm

4"x4"x2.6"

6 CM NERO	300
6 CM GRIGIO	300



30x60x1cm

12"x24"x0.4"

COLOSSEO GRIGIONI	330
COLOSSEO PIETRA DI GERUSALEMME	332
DUOMO PIETRA	333
DUOMO OMBRA	333
DUOMO SABBIA	335
DUOMO PERLA	335
HARENA CALANCA DARK	336
HARENA CALANCA LIGHT	336
DUOMO TRAVERTINO BEIGE	338
DUOMO TRAVERTINO NOCE	338



60x60x1cm

24"x24"x0.4"

COLOSSEO QUARZITE SVEDESE	332
DUOMO PIETRA	333
DUOMO OMBRA	333
DUOMO SABBIA	335
DUOMO PERLA	335

60x90x1cm

24"x36"x0.4"

DUOMO PIETRA	333
DUOMO OMBRA	336
DUOMO SABBIA	335
DUOMO PERLA	335

60x120x1cm

24"x48"x0.4"

COLOSSEO GRIGIONI	330
FORTEZZA BIASCA	338
HARENA CALANCA DARK	336
HARENA CALANCA LIGHT	336

120x120x1cm

48"x48"x0.4"

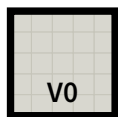
COLOSSEO PIETRA DI GERUSALEMME	332
--------------------------------	-----

20x120x1cm

8"x48"x0.4"

HARENA HOLZ GRIGIO	339
HARENA HOLZ MARRONE	339
HARENA HOLZ NOCE	339

KEY - LEGENDA - ZEICHENERKLÄRUNG - LÉGENDE




UNIFORM APPEARANCE
Aspetto uniforme
Gleichmäßiges Aussehen
Aspect uniforme



LIGHT COLOR VARIATION
Bassa variazione cromatica
Geringe Farbunterschiede
Variation chromatique basse



MEDIUM COLOR VARIATION
Media variazione cromatica
Mittlere Farbunterschiede
Variation chromatique moyenne



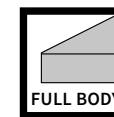
HIGH COLOR VARIATION
Alta variazione cromatica
Starke Farbunterschiede
Variation chromatique haute



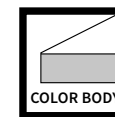
GUARANTEED ANTI-SLIP R10
Garanzia antiscivolo R10
Rutschklasse R10
Antidérapant garanti R10



GUARANTEED ANTI-SLIP R11
Garanzia antiscivolo R11
Rutschklasse R11
Antidérapant garanti R11



HOMOGENEOUS MIXTURE
Impasto omogeneo
Homogen durchgefärbter
Gâchage homogène



COLORED MIXTURE
Impasto colorato
Fliesen Körper
Gâchage coloré



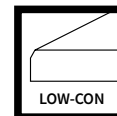
**RECTIFIED PRODUCT,
WHERE NOT MENTIONED THE MATERIAL MUST ALWAYS
BE CONSIDERED AS RECTIFIED**

Prodotto rettificato, ove non indicato il materiale è sempre da considerarsi rettificato
Produkt rektifiziert. Produkte ohne Angabe sind immer rektifiziert
Produit rectifié, lorsqu'il n'est pas mentionné le matériau doit toujours être considéré comme rectifié



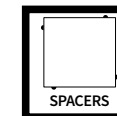
**NATURAL PRODUCT FROM MOLDING,
UNRECTIFIED**

Prodotto naturale da pressa non rettificato
Produkt kommt direkt aus der Form und ist nicht rektifiziert
Produit naturel de moulage, non rectifié.



**THE SLABS ARE RECTIFIED BEFORE BURNING ON PART
OF THE THICKNESS IN ORDER TO LOWER THE CONICITY
TYPICAL OF UNRECTIFIED SLABS**

Le lastre vengono rettificate a crudo su parte dello spessore al fine di ridurre la conicità tipica delle lastre non rettificate.
Die Platten werden vor dem Brennen auf einen Teil der Höhe rektifiziert um bessere Eigenschaften wie bei der Naturkante zu haben.
Les dalles sont rectifiées sur une partie de l'épaisseur avant la cuisson pour réduire leur valeur typique de conicité.



**THE SLABS INCLUDE SPACERS THAT GUARANTEE JOINTS
THICKNESS AND REDUCE INSTALLATION DURATION**

Le lastre includono distanziali ideati per garantire la fuga costante e ridurre i tempi di posa
Die Platten enthalten Abstandshalter, die die Breite der Fugen garantieren und die Verlegedauer verkürzen
Les dalles comportent des espaceurs qui garantissent l'épaisseur des joints et réduisent la durée de pose

COLOR WARNING

Color shades shown in this catalog are merely indicative because the printed output undergoes significant changes compared to the original color.
The color shade of the slab can vary between different sizes of the same color.

AVVERTENZA COLORE

I colori illustrati in questo catalogo hanno valore puramente indicativo in quanto la resa stampata subisce notevoli cambiamenti rispetto al colore originale.
Il tono colore della lastra può variare tra una misura e l'altra dello stesso prodotto.

FARBWARNUNG

Die in diesem Katalog gezeigten Farben sind nur als Hinweis zu verstehen, da die gedruckte Ausgabe im Vergleich zur Originalfarbe abweichen kann. Bei jeder neu produzierten Charge gibt es Farbabweichungen.

AVERTISSEMENT DE COULEUR

Les nuances de couleur présentées dans ce catalogue sont purement indicatives car la sortie imprimée subit des modifications importantes par rapport à la couleur d'origine. La couleur de la plaque peut subir des variations d'une mesure à l'autre.

LAYING ADVICE

It is advisable to create the appropriate transverse and longitudinal gradients during levelling or compacting, in order to ensure optimal drainage of the floor. We recommend the incorporation of a drainage substrate in order to facilitate runoff and prevent water pooling. It is also advisable to lay the slabs with a minimum joint of 3mm.
Given the frost resistance of sintered stone, the slabs offer a water absorption value closed to zero. This property could lead to localised pooling of water on the floor, even if the slabs are laid properly.

RACCOMANDAZIONI DI POSA

È bene prevedere le opportune pendenze trasversali e longitudinali da realizzare durante il livellamento o la compattazione per ottenere un drenaggio ottimale del piano di calpestio. Si raccomanda di prevedere un substrato realizzato con materiali drenanti per facilitare il deflusso dell'acqua ed evitarne il ristagno. Inoltre si consiglia una posa con fuga minima di 3 mm. Vista la caratteristica di ingelività della pietra sinterizzata, le lastre hanno il valore relativo all'assorbimento d'acqua praticamente nullo. Tale proprietà potrebbe comportare ristagni di acqua localizzati sulla pavimentazione, indipendentemente dalla realizzazione di una posa a regola d'arte del materiale.

EMPFEHLUNGEN FÜR DIE VERLEGUNG

Bei der Nivellierung und Kompaktierung müssen die notwendigen Quer- und Längsneigungen geschaffen werden, damit die ordnungsgemäße Drainage der Lauffläche möglich ist. Es wird empfohlen einen aus drainierendem Material bestehenden Unterboden, um das Abfließen des Wassers zu erleichtern und ein Anstauen zu vermeiden. Außerdem wird die Verlegung mit einer Mindestfuge von 3 mm empfohlen.
Aufgrund der Frostbeständigkeit des Feinsteinzeug hat die Platten einen Wasseraufnahmewert von praktisch Null. Diese Eigenschaft könnte, selbst bei fachgerechter Verlegung des Materials, zum Anstauen des Wassers auf dem Boden führen.

RECOMMANDATIONS DE POSE

On conseille de prévoir des inclinaisons transversales et longitudinales opportunes à réaliser au cours du nivellement et du compactage pour obtenir un drainage optimal du plan de piétinement. On recommande de prévoir un substrat réalisé avec des matériaux drainants pour favoriser l'écoulement de l'eau et en éviter la stagnation. On conseille également une pose avec un joint minimal de 3mm. Vu le caractère ingélicif du grès cérame, la valeur d'absorption de l'eau de le dalles est pratiquement nulle. Cette propriété pourrait provoquer des stagnations d'eau localisées sur le carrelage, indépendamment de la réalisation d'une pose du matériel dans les règles de l'art.